



Smart solutions.
Strong relationships.

PRODUCT EXPLORER

w.e.f. July 01, 2012




Commercial Luminaires | Industrial Luminaires | Flameproof & Increased Safety Luminaires
Streetlight Luminaires | Landscape Luminaires | Floodlight Luminaires | Controlgear & Accessories

Crompton Greaves Limited



INDEX

	Commercial Luminaires LED Luminaires Fluorescent Luminaires Lighting Management System	01-22	
	Industrial Luminaires HID/FTL Luminaires Induction Luminaires	21-34	
	Flameproof and Increased Safety Luminaires	35-40	
	Streetlight Luminaires LED Streetlight HID/FTL Streetlight Induction Streetlight	41-52	
	Landscape Luminaires LED Post Top/Bollard HID/CFL Post Top HID/CFL Landscape	53-64	
	Floodlight Luminaires HID Floodlight Induction Floodlight	65-76	
	Controlgear and Accessories	79-84	





Commercial Luminaires



LED - INDOOR LUMINAIRES


	CAT REF.	WATTAGE	CASE LOT	ALP (₹)
LED	ORION			
	LCTLR-36-FO-CDL	36	2	18000.00
	LCTLR-50-FO-CDL	50	2	20500.00
	Decorative recessed mounted LED luminaire for modern offices. Made up of CRCA powder coated body and new generation high transmittance PMMA diffuser to provide high LOR and soft glare free light, suitable for 600X600mm Modular/POP*/Gypsum* ceiling.			
LED	ORION			
	LCTLR-36-CDL	36	2	16000.00
	LCTLS-36-CDL	36	2	16000.00
	High efficiency LED luminaire for modern offices. Made up of CRCA powder coated body and new generation high transmittance PMMA diffuser to provide high LOR and soft glare free light, suitable for 600X600mm Modular/POP*/Gypsum* ceiling. Available in recessed and surface mounted options.			
LED	ORION			
	LCTLR-18-CDL	18	4	8500.00
	LCTLS-18-CDL	18	4	8500.00
	High efficiency LED 300X300mm luminaire with CRCA powder coated body and new generation high transmittance PMMA diffuser to provide high LOR and soft glare free light. Available in recessed and surface mounted options.			
LED	HELIOS SQ			
	LCDSQ-12-CDL	12	4	5950.00
	LCDSQ-18-CDL	18	4	7400.00
	Recessed mounted square downlight in CRCA housing & PMMA diffuser provides uniform, soft & glare free light.			
LED	HELIOS			
	LCDV-12-CDL	12	8	5500.00
	LCDV-18-CDL	18	8	7200.00
	Recessed mounted downlight with spun aluminum reflector & PMMA diffuser provides soft & glare free light.			

* Extra frame is to be ordered for recessed mounted version.


	CAT REF.	WATTAGE	CASE LOT	ALP (₹)
LED	HELIOS			
	LCDH-20-CDL	20	4	7500.00
	LCDH-30-CDL	30	4	12500.00
	Recessed mounted downlight with sand blasted aluminum reflector & PMMA diffuser provides uniform, soft & glare free light.			
LED	iLED			
	LCURLW-5C	5	24	3850.00
	LCURLW-5T	5	24	3850.00
	LCURLW-10C	10	12	5500.00
	LCURLW-10T	10	12	5500.00
	LCURLW-15C	15	12	6600.00
	LCURLW-15T	15	12	6600.00
	Recessed mounted downlight with decorative translucent polycarbonate housing & chip on board LEDs provides good quality light.			
LED	iLED SURFACE			
	LCDSLW-10C	10	12	6500.00
	LCDSLW-10T	10	12	6500.00
	Surface mounted downlight with decorative translucent polycarbonate housing & chip on board LEDs provides good quality light.			
LED	COMBI			
	COMBI-3W	5	28	2900.00
	Recess downlight with decorative housing & chip on board LEDs in warm color temperature (3000K) provides good quality light.			




FLUORESCENT LUMINAIRES RECESSED MOUNTED

	CAT REF.	LAMP TYPE	CASE LOT	ALP (₹)
	CRTFL414EBB/MLF	4X14W T5	2	5750.00
	CRTFL314EBB/MLF	3X14W T5	2	5750.00
	CRTFL224EB/MLF	2X24W T5	2	5200.00
	CRCFL236EB/MLF	2X36W CFL	2	5250.00
	CRCFL240EB/MLF	2X40W CFL	2	5250.00
	CRCFL140EB/MLF	1X40W CFL	2	5000.00
	CRCFL155EB/MLF	1X55W CFL	2	5900.00

Recessed mounted high LOR indirect/direct luminaire with ribbed CRCA powder coated body and high quality/high transmittance Micro Linear Frosted (MLF) curved diffuser. Suitable for 600 X 600mm modular/POP/ Gypsum ceiling

	CRFQ11236EB/P5	2X36W CFL	2	4050.00
	CRFQ11336EB/P5	3X36W CFL	2	4700.00


Decorative recessed mirror optic luminaire with bright anodised aluminium reflector & low glare P5 paralite louvre. Suitable for 600 x 600 mm Modular/POP/GYPSUM ceiling

	CRFQN236EB/P5/G	2X36W CFL	2	5410.00
	CRFQN336EB/P5/G	3X36W CFL	2	6150.00

High efficiency designer recessed mirror optic luminaire with opal polycarbonate frame & decorative coloured corner pieces. Optical system comprises of bright anodised aluminium reflector with low glare P5 paralite louvre. Add suffix 'G' to the cat ref. for grey corner pieces. Suitable for 600 x 600 mm Modular/POP/GYPSUM ceiling

	T5DIA414EB	4X14W T5	2	5275.00
	CRDIA236EB	2X36W CFL	2	4650.00
	CRDIA240EB	2X40W CFL	2	4770.00

Decorative Recessed mounted Direct /Indirect luminaire with bright Anodised Aluminium double parabolic cat2 central reflector. Suitable for 600 x 600 mm Modular / POP / GYPSUM ceiling.






	T5DIP414EB	4X14W	2	4240.00
	CRDIP236EB	2X36W	2	4190.00
	CRDIP240EB	2X40W	2	4505.00

Decorative Recessed mounted Indirect /direct luminaire with central patterned diffuser. Opal diffuser is available on request. Suitable for 600 x 600 mm Modular/POP/GYPSUM ceiling.






Also available with < 10% THD and constant wattage APFC electronic ballast on request

	CAT REF.	LAMP TYPE	CASE LOT	ALP (₹)
	CRDI236EB/W	2X36W CFL	2	4850.00
	CRDIN11236EB/CW	2X36W CFL	2	4295.00
	CRDI11236EB/P5/CW	2X36W CFL	2	4400.00
	Decorative Recessed Direct/direct luminaire with central double parabolic reflector and satin finish back reflector. Decorative wing shaped side diffusers are provided for soft ambient lighting. CRDIN & CRDI/P5-is available with serated aluminium louvre/P5 louvre respectively and powder coated sheet steel back reflector. Suitable for 600 x 600 mm Modular/POP/GYPSUM ceiling			
	CRTL414EB	4X14W T5	2	6650.00
	CRCLU140EB	1X40W CFL	2	5800.00
	CRCLU155EBCW	1X55W CFL	2	6850.00
	Recessed Direct /Indirect luminaire with special satin finish anodised aluminium optical assembly. Unique design of back reflector gives soft light component. Central reflectors gives direct light. Suitable for 600 x 600 mm Modular / POP / GYPSUM ceiling			
	CRTL414EB/S	4X14W T5	2	6400.00
	CRCLU240EB/S	2X40W CFL	2	6000.00
	CRCLU255EBCW/S	2X55W CFL	2	7500.00
	Recessed Direct /Indirect luminaire with special satin finish anodised aluminium optical assembly. Unique design of back reflector gives soft light component. Side reflectors gives direct light. Suitable for 600 x 600 mm Modular / POP / GYPSUM ceiling			
	CRCFL236EB/P5	2X36W CFL	2	3000.00
	CRTFL314EBB/P5	3X14W T5	2	3600.00
	CRTFL224EB/P5	2X24W T5	2	3000.00
	Decorative recessed mounted Direct/ Indirect luminaire with ribbed CRCA powder coated body and central perforated curved deflector with P5 paralite louvre. Suitable for 600 X 600mm modular/POP/ Gypsum ceiling			
	CRCFL236EB	2X36W CFL	2	3000.00
	CRCFL240EB	2X40W CFL	2	3445.00
	CRCFL255EBCW	2X55W CFL	2	4200.00
	CRTFL314EB	3X14W T5	2	3710.00
	Recessed indirect/direct luminaire with ribbed CRCA powder coated housing and central curved deflector. Suitable for 600 x 600 mm Modular / POP / GYPSUM ceiling			

Also available with < 10% THD and constant wattage APFC electronic ballast on request

	CAT REF.	LAMP TYPE	CASE LOT	ALP (₹)
	T5CQ11314EB	3X14W T5	2	5350.00
	T5CQ11414EBB	4X14W T5	2	5750.00
	T5CQ11228EB	2X28W T5	2	5000.00
	T5CQ128EB	1X28W T5	2	3650.00
	T5CQ214EB	2X14W T5	2	3200.00
Recessed mounted Cat2 decorative mirror optic luminaire provided with double parabolic specular finish reflector and back folded 3D lamella's for maintaining high LOR. Suitable for 600 x 600 mm Modular / POP / GYPSUM ceiling.				
	T5CQ12414EBB	4X14W T5	2	5040.00
	T5CQ12424EB	4X24W T5	2	5880.00
	T5CQ12314EB	3X14W T5	2	5100.00
	T5CQ12228EB	2X28W T5	2	4760.00
Recessed mounted Cat3 darklite mirror optic luminaire provided with double parabolic reflector with satin finish backfolded 3D cross louvres. Suitable for 600 X 600mm modular/POP/ Gypsum ceiling				
	T5CQ13414EBB	4X14W T5	2	4510.00
	T5CQ13314EBB	3X14W T5	2	4450.00
	T5CQ13228EB	2X28W T5	2	3800.00
Recessed mounted non category widespread mirror optic luminaire provided with specular finish side reflector and serrated aluminium cross louvres. Suitable for 600 X 600mm modular/POP / Gypsum ceiling				
	T8CQ11418EB	4X18W FTL	2	4770.00
	T8CQ11236EB	2X36W FTL	2	4450.00
Recessed mounted Cat2 decorative mirror optic luminaire provided with double parabolic specular finish reflector and backfolded 3D lamella's for maintaining high LOR. Suitable for 600 x 600 mm Modular / POP / GYPSUM ceiling				
	CRFQ12236EB	2X36W FTL	2	4000.00
	CRFQ12418EB	4X18W FTL	2	4240.00
Recessed mounted Cat2 decorative mirror optic luminaire provided double parabolic specular finish reflector. Suitable for 600 x 600 mm Modular / POP / GYPSUM ceiling				

Also available with < 10% THD and constant wattage APFC electronic ballast on request

	CAT REF.	LAMP TYPE	CASE LOT	ALP (₹)
	CRFN12236EB	2X36W FTL	2	3650.00
	CRFN12418EB	4X18W FTL	2	3950.00
Recessed mounted widespread mirror optic luminaire provided with anodized aluminium side mirrors and serrated aluminium cross louvres. Suitable for 600 x 600 mm Modular / POP / GYPSUM ceiling.				
	CRFD24EB	2X36/40W FTL	2	3950.00
	CRFD14EB	1X36/40W FTL	2	2925.00
Decorative recessed low glare mirror optic luminaire with double parabolic anodized aluminium cross louvres and suitable for LUXALON TYPE of 100mm false ceiling system				
	CRFG24EB	2X36/40W FTL	2	3200.00
	CRFG14EB	1X36/40W FTL	2	2280.00
Decorative recessed mirror optic luminaire with serrated aluminium cross louvres.				
	CRFG14236EB	2X36W FTL	2	2875.00
Decorative recessed cum surface mounting mirror optic luminaire with bright anodized aluminium side reflectors and serrated cross louvres.				
	CRFG1324HSB	2X36/40W FTL	2	3100.00
	CRFG1324EB	2X36/40W FTL	2	3050.00
Decorative recessed mirror optic luminaire with bright anodized aluminium cross louvres.				

Also available with < 10% THD and constant wattage APFC electronic ballast on request

	CAT REF.	LAMP TYPE	CASE LOT	ALP (₹)
	T5CR228EB	2X28W T5	2	3000.00
	T5CR128EB	1X28W T5	2	2700.00
	T5CR214EB	2X14W T5	2	2400.00
Decorative recessed mirror optic luminaire with serrated aluminium cross louvres.				
	TLD211EB	2X11W CFL	6	1475.00
	TLLD211	2X11W CFL	6	1550.00
	TLD218EB	2X18W CFL	6	1425.00
Decorative recessed mirror optic luminaire with serrated/low glare aluminium cross louvres.				
	TLD236EB	2X36W CFL	2	2675.00
	TLLD236EB	2X36W CFL	2	2750.00
Recessed mounting CFL mirror optic luminaire for CFL with serrated/low glare aluminium cross louvres.				
	TLD11218/P5	2X18W CFL	4	1775.00
	TLD11218EB/P5	2X18W CFL	4	1800.00
Recessed mounting CFL luminaire with P5 paralite louvre for low glare application.				
	CRFP424EB	4X24W T5	2	5250.00
	CRFP414EB	4X14W T5	2	4800.00
Recessed mounted decorative luminaire provided with patterned acrylic diffuser. Option of opal acrylic diffuser available on request. Suitable for 600 x 600 mm Modular/POP/GYPSUM ceiling.				

Also available with < 10% THD and constant wattage APFC electronic ballast on request

CAT REF.	LAMP TYPE	CASE LOT	ALP (₹)
T5SA228EB	2X28W T5	2	4495.00
T5SA254EB	2X54W T5	2	4720.00



Decorative recessed mounted wallwasher luminaire having unique reflector design of symmetric & asymmetric light distribution in one luminaire both for task/ambient and vertical/wall wash lighting applications.

SURFACE/WALL MOUNTED LUMINAIRES

DJB1214LSB	1X36/50W FTL	10	850.00
DJB1224LSB	2X36/40W FTL	10	1300.00
DJB1214EB	1X36/40W FTL	10	1100.00
DJB1224EB	2X36/40W FTL	10	1450.00



Surface mounted box type channel finished in white colour.

DIS1114EB	1X36/40W FTL	8	1180.00
DIS1124EB	2X36/40W FTL	8	1700.00



Surface mounted box type luminaire with opal polystyrene diffuser and white ABS plastic end cap.

CSBW1114HSB	1X36/40W FTL	2	2200.00
CSBW1124HSB	2X36/40W FTL	2	3450.00
CSBW1114EB	1X36/40W FTL	2	2350.00
CSBW1124EB	2X36/40W FTL	2	3500.00








Surface mounted mirror optic luminaire with serrated aluminium cross louvres & white engineering plastic end caps.

CSBW1114EB/N	1X36/40W FTL	2	2350.00
CSBW1124EB/N	2X36/40W FTL	2	3375.00








Decorative Surface mounted mirror optics luminaire with anodized aluminium cross louvres and white engineering plastic end caps.



Also available with < 10% THD and constant wattage APFC electronic ballast on request

	CAT REF.	LAMP TYPE	CASE LOT	ALP (₹)
	CSBW1224EB	2X36/40W FTL	2	3090.00
	Surface mounted widespread mirror optic luminaire with serrated aluminium cross louvres & anodized aluminium side reflector.			
	CSLG14HSB	1X36/40W FTL	2	2320.00
	CSLG14EB	1X36/40W FTL	2	2475.00
	CSLG24HSB	2X36/40W FTL	2	3375.00
	CSLG24EB	2X36/40W FTL	2	3475.00
	Decorative Surface mounted low glare mirror optics with anodized aluminium cross louvres and white engineering plastic end caps			
	T5CS228EB	2X28W T5	2	2925.00
	T5CS128EB	1X28W T5	2	2600.00
	T5CS254EB	2X54W T5	2	3660.00
	T5CS154EB	1X54W T5	2	3550.00
	T5CS214EB	2X14W T5	2	2150.00
	Decorative slim surface mounted mirror optics luminaire with serrated aluminium cross louvers and white engineering plastic end cap			
	T5CQS11414EBB	4X14W T5	2	5750.00
	T5CQS11424EB	4X24W T5	2	6250.00
	T5CQS11314EBB	3X14W T5	2	5670.00
	T5CQS11324EB	3X24W T5	2	5670.00
	Surface mounted Cat2 Darklite mirror optic luminaire provided with double parabolic specular finish reflector and backfolded 3D lamell's			
	T5CQS12414EBB	4X14W T5	2	5050.00
	T5CQS12424EB	4X24W T5	2	5560.00
	T5CQS12314EBB	3X14W T5	2	4890.00
	T5CQS12324EB	3X14W T5	2	5175.00
	Surface mounted Cat3 Darklite mirror optic luminaire provided with double parabolic satin finish reflector and backfolded 3D lamell's			



Also available with < 10% THD and constant wattage APFC electronic ballast on request

	CAT REF.	LAMP TYPE	CASE LOT	ALP (₹)
	T5CQS13414EBB	4X14W T5	2	4710.00
	T5CQS13424EB	4X24W T5	2	5225.00
	T5CQS13314EBB	3X14W T5	2	4890.00
	T5CQS13324EB	3X14W T5	2	4890.00
Surface mounted Non category widespread mirror optic luminaire provided with specular finish side reflector and serrated aluminium cross louvres				
	TLE211EB	2X11W CFL	6	1525.00
	TLLE211	2X11W CFL	6	1510.00
	TLLE211EB	2X11W CFL	6	1550.00
	TLE218EB	2X18W CFL	6	1450.00
Decorative Surface mounted mirror optics provided with serrated aluminium cross louvres and white engineering plastic end caps.				
	TLE236	2X36W CFL	2	2600.00
	TLE236EB	2X36W CFL	2	2575.00
	TLLE236	2X36W CFL	2	2750.00
	TLLE236EB	2X36W CFL	2	2775.00
Decorative Surface mounted mirror optics with serrated aluminium cross louvres & white engineering plastic end caps.				
	CSFQ11236EB/P5	2X36W CFL	2	4000.00
	CSFQ11336EB/P5	3X36W CFL	2	4825.00
Surface mounted decorative luminaire provided with low glare P5 paralite louver assembly. Suitable for CFL.				
	CWCOS136EB/P	1X36W CFL	4	3025.00
	CWCOS111EB/P	1X11W CFL	4	2110.00
Elegant wall mounted luminaire with prismatic plastic diffuser. Luminaire is made from extruded aluminium body powder coated in silver grey finish. Provided with decorative engineering plastic end cap.				


Also available with < 10% THD and constant wattage APFC electronic ballast on request

	CAT REF.	LAMP TYPE	CASE LOT	ALP (₹)
	COC211	2X11W CFL	6	1900.00
	COC211EB	2X11W CFL	6	1850.00
Decorative ceiling/wall mounted luminaire with perforated octagonal CRCA body with opal PMMA diffuser.				
	CBH9	1X9W CFL	12	950.00
	CBH13	1X13W CFL	12	950.00
	CBH18	1X18W CFL	12	950.00
	Decorative ceiling/wall mounted BULKHEAD luminaire with engineering plastic housing and top frame with opal PMMA diffuser. Pre-wired with electronic ballast.			


SUSPENDED/PENDENT LUMINAIRES

	T5CXN228EB/Cat2	2X28W T5	2	5575.00
	Surface mounted decorative Cat2 Mirror optic luminaire with double parabolic specular reflector and backfolded 3D cross louvres.			
	T5CXNU228EB/Cat2	2X28W T5	2	5890.00
	T5CXN254EBCW/Cat2	2X54W T5	2	On Request
	Suspended Up/Down light luminaire with decorative double parabolic shallow Cat2 reflector and backfolded 3D cross louvres			
	T5CXN228EB	2X28W T5	2	4890.00
	T5CXN254EB	2X54W T5	2	5425.00
	T5CXNU228EB	2X28W T5	2	5110.00
	T5CXNU254EB	2X54W T5	2	5650.00
	T5CXN214EB	2X14W T5	2	3250.00
T8CXN236EB	2X36W FTL	2	4700.00	
Ultraslim aluminium extruded suspended/ceiling mounted luminaire with silver grey finish suitable for T5 HE/HO lamp. T5CXNU - is an Up/Down light				

Also available with < 10% THD and constant wattage APFC electronic ballast on request


CAT REF.	LAMP TYPE	CASE LOT	ALP (₹)
	TRF25	1X25W CFL-DF	1 3370.00
	TRF218EB	2X18W CFL	1 4590.00
	TRF226EB	2X26W CFL	1 4870.00
	TRF142EB	1X42W CFL	1 On Request
	TRF242EB	2X42W CFL	1 5035.00

Ceiling suspended dome shaped refractor optics luminaire with bottom cover suitable for CFL & HID lamp. Provided with suspension system.
Note: These luminaires are also available without cover. Please add suffix 'O' to Cat Ref. and reduce corresponding ALP by Rs. 500/-


Decorative Integral Pendant Type			
	TRFB65/85/BC	65/85W CFL-DF	1 5550.00
	TRFB65/85/ES	65/85W CFL-DF	1 5575.00

Decorative pendant type Luminaire comprises of spun aluminium canopy & Injection moulded UV stabilized polycarbonate refractor and bottom cover for 3 dimensional light distribution. Suitable for 65/85WCFL-DF. Recommended for illuminating Shopping Plaza / Shopping Complex, Showrooms, Hotel Reception, Cafeteria etc.
Note: These luminaires are also available without cover. Please add suffix 'O' to Cat Ref. and reduce corresponding ALP by Rs. 500/-

DOWNLIGHTS/RETAIL LIGHTING LUMINAIRES


	DDLH18EB/N6	1X18W CFL	12 1050.00
	DDLH218EB/N6	2X18W CFL	12 1300.00

Recessed mounted horizontal lamp downlight with bright anodized aluminium reflector & integral control gear

	DDLH218EB/G/B6	2X18W CFL	12 1660.00
	DDLH226EB/G/B8	2X26W CFL	12 2350.00

Recessed mounted horizontal lamp downlight with bright anodized aluminium reflector, frosted glass diffuser for soft ambient illumination and integral control gear.

Also available with < 10% THD and constant wattage APFC electronic ballast on request


	CAT REF.	LAMP TYPE	CASE LOT	ALP (₹)
	DDLHR118EB/S	1X18W CFL	12	1275.00
	DDLHR218EB/S	2X18W CFL	12	1500.00
	DDLHR213EB/S	2X13W CFL	12	1500.00
Recessed mounted horizontal lamp downlight with matt finish reflector for glare free illumination.				
	DDLHR118EB/SL	1X18W CFL	12	1275.00
	DDLHR218EB/SL	2X18W CFL	12	1500.00
	DDLHR213EB/SL	2X13W CFL	12	1500.00
Recessed mounted horizontal lamp low height (85mm) downlight with matt finish reflector for glare free illumination. Suffix 'L' indicates low height.				
	DDLHR118EB/G/S	1X18W CFL	12	1450.00
	DDLHR218EB/G/S	2X18W CFL	12	1650.00
	DDLHR213EB/G/S	2X13W CFL	12	1650.00
Recessed mounted horizontal lamp downlight with matt finish reflector and centre frosted toughened glass for glare free illumination.				
	DDLHR118EB/G/SL	1X18W CFL	12	1450.00
	DDLHR218EB/G/SL	2X18W CFL	12	1650.00
	DDLHR213EB/G/SL	2X13W CFL	12	1650.00
Recessed mounted horizontal lamp low height (85mm) downlight with matt finish reflector and centre frosted toughened glass for glare free illumination. Suffix 'L' indicates low height				
	DDLVL10EB/N3	1X10W CFL	12	625.00
	DDLVL118EB/N4	1X18W CFL	12	715.00
Recessed mounted vertical lamp downlight with bright anodized aluminium reflector and integral control gear.				

Also available with < 10% THD and constant wattage APFC electronic ballast on request

	CAT REF.	LAMP TYPE	CASE LOT	ALP (₹)
	DDLH70MN-N	70W MH(DE)	12	1200.00
	CPN1207MH	Control Pack	12	1550.00
	Recessed mounted downlighter with anodized aluminium reflector and toughened clear glass. Suitable for 70/150W MH double ended Lamp.			
	MR150DD	12V/50W LV HaL.	20	845.00
		Recessed adjustable downlight with electronic transformer suitable for 12V/50W L.V. halogen dichroic lamp.		
	DDSH218EB/G	2X18W 2 pin CFL	12	1950.00
	DDSH118EB/G	1X18W 2 pin CFL	12	1750.00
	Surface mounted decorative downlight suitable for 1/2X18W CFL Lamp.			
	DDLVA03(G12)	1X35W G12 MH	12	6910.00
	DDLVA07(G12)	1X70W G12 MH	12	6910.00
	Recessed mounted downlight luminaire suitable for 35/70W CDMT/Quartz type G12 MH Lamp. Provided with independent electronic control gear mounted in plastic housing.			
	DDLVA03(G12)	1X35W G12 MH	12	8250.00
	DDLVA07(G12)	1X70W G12 MH	12	8250.00
	Recessed mounted die cast aluminium accent lighting adjustable downlight luminaire suitable for 35/70W CDMT/Quartz type G12 MH Lamp. Provided with independent electronic control gear mounted in plastic housing.			

Also available with < 10% THD and constant wattage APFC electronic ballast on request

HEALTHCARE & PHARMA LIGHTING

	CAT REF.	LAMP TYPE	CASE LOT	ALP (₹)
	CWCA314EB	3X14W T5+1W LED	1	On Request
	Wall mounted decorative luminaire made from extruded aluminium powder coated in white colour and provided with elegant end caps. Useful as hospital/guest house/hotel bed light luminaire.			
	CRFW12218EB(300)	2X18W CFL	2	3500.00
	CRFW12236EB(255)	2X36W CFL	2	4000.00
	CRFW12236EB(595)	2X36W CFL	2	6200.00
	CRFW12336EB(595)	3X36W CFL	2	6900.00
	CRFW1214EB	1X36/40W FTL	2	4450.00
	CRFW1224EB	2X36/40W FTL	2	5600.00
	CRFW12228EB	2X28W T5	2	5590.00
	CRFW12254EBCW	2X54W T5	2	6000.00
	Recessed mounted IP65 bottom Openable cleanroom luminaire with clear UV resistant acrylic. Also available with SS frame.			
	CSFW12236EB(595)	2X36W CFL	2	5775.00
	CSFW12336EB(595)	3X36W CFL	2	6000.00
	CSFW1224EB	2X36W/40W FTL	2	5600.00
	CSFW12228EB	2X28W T5	2	5450.00
	Surface mounted bottom Openable IP65 cleanroom luminaire with clear UV resistant acrylic. Also available in SS frame			
	CRCCCL236EB(595)	2X36W CFL	1	12000.00
	CRCCCL336EB (595)	3X36W CFL	1	12600.00
	CRTCL414EBB	4X14W T5 HE	1	On Request
	CRTCL240EB	2X36/40W t8 FTL	1	On Request
	CRTCL228EB	2X28W T5 HE FTL	1	On Request
	CRTCL254EB	2X54W T5 HO FTL	1	On Request
	CRCCCL236EB(280)	2X36W CFL	1	On Request
	CRCCCL218EB(300)	2X18W 4 PIN CFL	1	On Request
	Recessed mounted top openable cleanroom luminaire suitable for RCC/Walkable modular false ceiling. Luminaire is provided with unique adjustable mounting system as per depth of the ceiling. IP 65 from bottom			

Also available with < 10% THD and constant wattage APFC electronic ballast on request








GPO Registration Desk
ગોપી સંસ્થા સેવા કેન્દ્ર

BAPS Help Desk
બાપ્સ સહાયકા કેન્દ્ર




Ground Floor
સર્વ સેવા સંસ્થા સેવા કેન્દ્ર
બાપ્સ સહાયકા કેન્દ્ર
સર્વ સેવા સંસ્થા સેવા કેન્દ્ર
બાપ્સ સહાયકા કેન્દ્ર
સર્વ સેવા સંસ્થા સેવા કેન્દ્ર
બાપ્સ સહાયકા કેન્દ્ર

LIGHTING MANAGEMENT SYSTEM

	CAT REF.	TYPE	CASE LOT	ALP (₹)
	HF MOTION SENSOR SCGHF3360	HF		12400.00
	Motion sensor for walls and ceiling for car parking, staircase, washroom. Angle of coverage 360° Detection area is max 8 m dia.			
	PIR MOTION SENSOR SCGIS345	PIR		10600.00
	Motion sensor for long corridor. Angle of coverage 180° Detection area - radially 12X4 m and tangentially 20X4 m.			
	HIGHBAY PIR MOTION SENSOR SCGIS345MX	PIR		11900.00
	Motion sensor for high bay. Angle of coverage 180° Detection area - radially 30X4 m.			
	PIR MOTION SENSOR SCGIS2160ECO	PIR		6000.00
	Motion sensor for walls for washroom, building entrance. Angle of coverage 160° Reach is max 12 m.			
	PIR PRESENCE & OCCUPANCY SENSOR SCGBLS	PIR		16000.00
	Occupancy sensor for conference room, cabin. Angle of coverage 360° Detection area is max 12 m dia.			

CAT REF.	TYPE	CASE LOT	ALP (₹)
QUATTRO - PRESENCE DETECTOR & LUX REGULATOR			
SCGIRQUATTROCOM1	PIR		15200.00
SCGIRQUATTRODIM	PIR		On Request
<p>Occupancy sensor and lux regulator for cabin, meeting room. Square detection zone. Angle of coverage 360° Detection area - presence 4X4 m max. radially 5X5m max. tangentially 7X7m max. Interfaces & accessories: it comes in a COM1 AP, COM2, IMPULSER with RC3, RC4 Dim and RC5 DALI remote control.</p>			
CONTROLITE - LIGHTING MANAGER			
			On Request
<p>Compact lighting scene controller for conference room, meeting room. Four dimming channel support : 1-10 V, DSI, DALI & 2 nos of ON/OFF channel. Create 16 scenes with the help of 6 groups. Digital power output upto 800 VA per channel. Infra red remote control. Additional 1no DALI power supply is required for 2 nos DALI channel support.</p>			








Industrial Luminaires



INDUSTRIAL GENERAL PURPOSE FTL LUMINAIRES

	CAT REF.	LAMP TYPE	CASE LOT	ALP (₹)
	IGP1414HSB	1X36W FTL	10	1055.00
	IGP1424HSB	2X36W FTL	10	1560.00
	IGP1414EB	1X36W FTL	10	1210.00
	IGP1424EB	2X36W FTL	10	1620.00
	IGP1314HSB	1X36W FTL	10	1015.00
	IGP1324HSB	2X36W FTL	10	1550.00
	IGP1314EB	1X36W FTL	10	1150.00
	IGP1324EB	2X36W FTL	10	1550.00

Box type channel with white finish and white coloured contoured decorative plastic end caps.



RPC1214	1X36W FTL	10	520.00
RPC1224	2X36W FTL	10	635.00
RBA1214	1X36W FTL	10	850.00
RBA1224	2X36W FTL	10	1075.00

Reflectors for Industrial batten. RPC (Powder coated), RBA (Bright anodised).
To be used with IGP 1414/IGP 1424 Luminaire.



RPC14	1X36W FTL	10	510.00
RPC24	2X36W FTL	10	625.00
RBA14	1X36W FTL	10	880.00
RBA24	2X36W FTL	10	1100.00

Reflectors for Industrial batten. RPC (Powder coated), RBA (Bright anodised).
To be used with IGP 1314/IGP 1324 Luminaire.



IPC1414HSB	1X36W FTL	10	1475.00
IPC1424HSB	2X36W FTL	10	2125.00
IPC1414EB	1X36W FTL	10	1590.00
IPC1424EB	2X36W FTL	10	2125.00

Industrial Box type channel with powder coated reflector.



IBA1414HSB	1X36W FTL	10	1755.00
IBA1424HSB	2X36W FTL	10	2450.00
IBA1414EB	1X36W FTL	10	1900.00
IBA1424EB	2X36W FTL	10	2505.00

Industrial Box type luminaire with bright anodized aluminium reflector.

Also available with < 10% THD and constant wattage APFC electronic ballast on request

	CAT REF.	LAMP TYPE	CASE LOT	ALP (₹)
	T5RSF28EB	1X28W T5	10	1550.00
	T5RSF228EB	2X28W T5	10	1950.00
Sleek channel type Luminaire with epoxy power coated CRCA housing, reflector and decorative end caps. (Also available in single and twin versions for 14W and 54W T5 lamps - Price on request)				
	T5GP28EB	1X28W T5	10	1175.00
	T5GP228EB	2X28W T5	10	1650.00
	T5GP28EBS	1X28W T5	10	1150.00
	T5GP28EBS9	1X28W T5	10	900.00
Sleek channel type T5 luminaire with elegantly designed decorative end caps.				
	T5JB1328EB	1x28W T5	20	1050.00
	T5JB13114EB	1X14W T5	20	950.00
	T5JB1328REB	1x28W T5	20	1350.00
	T5JB1328EB9	1x28W T5	20	700.00
	T5JB13114EB9	1X14W T5	20	650.00
	T5JB1328REB9	1x28W T5	20	975.00
Surface mounted slim decorative box type luminaire with CRCA housing & decorative end caps				
	DIJB1214EB	1X36W T8	20	1025.00
	DIJB1214EB9	1X36W T8	20	700.00
	DIJB1214REB	1X36W T8	20	1425.00
	DIJB1214REB9	1X36W T8	20	1125.00
Surface mounted slim decorative box type luminaire with CRCA housing & decorative end caps				
	IGP1514EB/EP	1X36/40W T8/T12	6	9615.00
	IGP1524EB/EP	2X36/40W T8/T12	6	10120.00
Box type channel & cover in reflector white from inside and outside. Pre-wired with Electronic Ballast and Power Pack with Nickel Cadmium Battery. The Battery back up drives a single 36/40W FTL at 17% light output for 2 hours during power failure.				

Also available with < 10% THD and constant wattage APFC electronic ballast on request

INDUSTRIAL DUSTPROOF / CORROSIONPROOF / VAPOURPROOF FTL LUMINAIRES



CAT REF.	LAMP TYPE	CASE LOT	ALP (₹)
IPFC1114HSB	1X36W FTL	4	3160.00
IPFC1124HSB	2X36W FTL	4	4150.00
IPFC1114EB	1X36W FTL	4	3300.00
IPFC1124EB	2X36W FTL	4	4110.00
T5PFC11128EB	1X28W T5	6	3150.00
T5PFC11228EB	2X28W T5	6	4025.00
T5PFC11154EB	1X54W T5	6	4025.00
T5PFC11254EB	2X54W T5	6	4800.00

Industrial corrosion resistant IP66 luminaire with polycarbonate body, polycarbonate cover and SS toggles.

INDUSTRIAL BULK HEAD/LOW BAY LUMINAIRES



IBH1110ES/BC	1X100W GLS	12	525.00
ICBH10	1X10W CFL	12	775.00

Industrial Bulkhead luminaire IP43 with cast aluminium body, heat resistant glass cover and powder coated wireguard.




DFBH DD-15/20/25	15/20/25W DF CFL	6	980.00
ICBH-DD26EB	1X26W 4 Pin CFL	6	1900.00

Decorative industrial IP54 bulkhead with deep drawn CRCA powder coated body and opal acrylic diffuser.




IBH1107IH/SV/WI	70W HPSV T/E	4	3375.00
IBH1107IH/MH	70W MH(E)	4	3475.00
MHBH1107IH	70W MH(DE)	4	3610.00

Industrial Bulkhead IP54 luminaire with diecast aluminium body, heat resistant patterned glass cover, MS galvanised wireguard and cable gland.

CAT REF.	LAMP TYPE	CASE LOT	ALP (₹)	
	LMHA1107IH	70W MH(DE)	2	3650.00
	LMHA1115IH	150W MH(DE)	2	4250.00

Industrial Low Bay luminaire with CRCA MS housing in stove enamelled white and toughened heat resistant glass cover and asymmetrical reflector

	LMA1108IH/BC	80W HPMV(E)	2	3175.00
	LMA1112IH/BC	125WHPMV(E)	2	3275.00
	LSA1107IH/WI	70W HPSV(E)	2	3400.00
	LSA1107IH/MH	70W MH(E)	2	3450.00

Industrial Low Bay luminaire with CRCA MS housing in stove enameled white and toughened heat resistant glass cover.


	FCLT15IH	150W DE MH	1	10000.00
--	----------	------------	---	----------

Surface mounted decorative lowbay luminaire with single piece diecast aluminium housing. Asymmetric aluminium reflector is coated with special High temperature, high reflective (HT-HRC), low gloss paint.






INDUSTRIAL WELLGLASS LUMINAIRES


	DWS25	1X25W DF	6	2150.00
	DWS35	1X35W DF	6	2150.00

Industrial well glass luminaire with engineering plastic compression moulded canopy, glass, wire guard. Suitable for corrosive environment and alumina plant.


	IWV1210BC	100W GLS	6	850.00
	IWV1208BC	80W HPMV(E)	6	850.00
	IWV1212BC	125WHPMV(E)	6	850.00
	IWV1208ES	80W HPMV	6	900.00
	SWV1207ES	70W HPSV(E)	6	920.00

Non integral industrial dust proof wellglass luminaire with pressure die cast aluminium housing in hammertone grey finish fitted with clear glass cover and wire guard.

	CAT REF.	LAMP TYPE	CASE LOT	ALP (₹)
	IWV1320BC	1X200W GLS/160W MLL	6	1265.00
	IWV1320ES	1X200W GLS/160W MLL	6	1300.00
	SWV1315	1X150W HPSV(E)	6	1465.00
	MHWW1315	1X150W MH(E)	6	1380.00
	CWV11325DF	1X25W CFL-DF	6	1350.00
Non integral wellglass luminaire comprise of die cast canopy, glass, wire guard, reflector optional				
	IWV1508IH/BC	80W HPMV	6	2810.00
	IWV1512IH/BC	125W HPMV	6	3000.00
	SWV1507IH/WI	70W HPSV(E)	6	3250.00
	MHWW1507IH	70MH (E)	6	3250.00
Integral industrial wellglass luminaire with side mounted integral control gear box. Pressure die cast aluminium housing in grey finish fitted with clear glass cover and wireguard.				
	IWV1608IH/BC	80W HPMV	6	2550.00
	IWV1608IH/ES	80W HPMV	6	2600.00
	SWV1607IH/WI	70W HPSV(E)	6	2910.00
	SWVN1607IH/WI	70W HPSV(E)	6	2900.00
	IWVN1608IH/BC	80W HPMV	6	2550.00
	IWVN1608IH/ES	80W HPMV	6	2600.00
Integral industrial wellglass luminaire with top mounted integral control gear box. Pressure die cast aluminium housing in grey finish fitted with clear glass cover and wireguard				
	IWV1608/BC	80W HPMV	6	1275.00
	IWV1608/ES	80W HPMV	6	1300.00
	IWV1612/BC	125W HPMV	6	1275.00
	IWV1612/ES	125W HPMV	6	1300.00
	IWV1610/BC	100W GLS	6	1275.00
	MHWW1607	70W MH E	6	1300.00
	Non integral industrial wellglass luminaire. Pressure die cast aluminium housing in grey finish. Fitted with clear glass cover and wireguard. Separate control gear box to be used.			
	IWV1712IH/ES	125W HPMV	6	3550.00
	IWV1712IH/BC	125W HPMV	6	3500.00
	SWV1715IH/WI	150W HPSV(E)	6	4250.00
	MHWW1707IH	70MH(E)	6	3650.00
	MHWW1715IH	150MH(E)	6	4200.00
Integral industrial IP65 wellglass luminaire with pressure die cast aluminium housing in grey finish, fitted with clear glass cover and wire guard. IP66 available on request.				


CAT REF.	LAMP TYPE	CASE LOT	ALP (₹)
	IWV1725/TG	250W HPMV(E)	6 3920.00
	SWV1725/TG	250W HPSV(E)	6 3920.00

Non integral industrial wellglass luminaire made of pressure die cast aluminium housing in grey finish, fitted with clear toughened glass cover and wireguard. Separate control gear box to be used.

	CWV17218	2X18W CFL	6 2675.00
	CWV17218EB	2X18W 4 Pin CFL	6 2975.00
	CWV17126EB	1X26W 4 Pin CFL	6 2750.00
	CWV17226EB	2X26W 4 Pin CFL	6 3075.00
	CWV1745ES/BC	1X45W DF-CFL	6 2300.00
	CWV1765ES/BC	1X65W DF-CFL	6 2300.00

Integral industrial wellglass luminaire suitable for CFL. Housing made from pressure die cast aluminium housing in grey finish fitted with clear glass cover and wireguard.

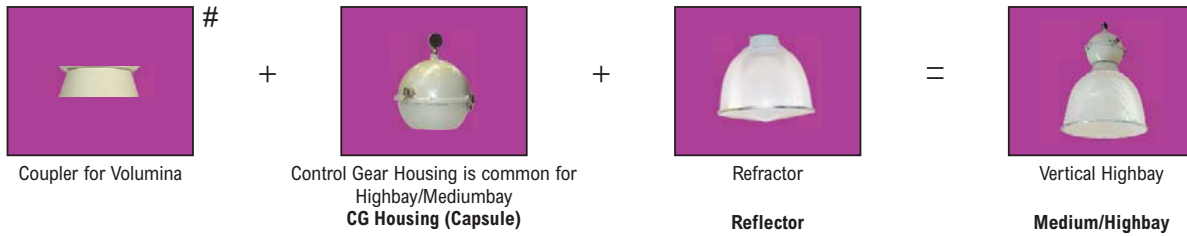
INDUSTRIAL HIGH BAY/MEDIUM BAY LUMINAIRES

	IHB1125	250W HPMV	8 2010.00
	IHB1140	400W HPMV	8 2125.00
	SHB1115	150W HPSV(E)	8 2075.00
	SHB1125	250W HPSV(E)	8 2075.00
	SHB1140	400W HPSV(E)	8 2180.00

Non Integral industrial High bay luminaire which require separate control gear boxes. Please add suffix /P for enclosed type non integral industrial High bay luminaire

	IMB1125/40	250/400W HPMV	8 2150.00
	SMB1115/25/40	150/250/400 HPSV(E)	8 2075.00

Non Integral industrial Medium bay luminaire which requires separate control gear boxes. Please add suffix /P for enclosed type non integral industrial Medium Bay luminaire



CAT REF.	ALP (₹)	CAT REF.	ALP (₹)	CAT REF.	ALP (₹)
----------	---------	----------	---------	----------	---------



SHB1307IH/C	3050.00	RFR07/P	2825.00	SRF07IH/P	5875.00
MHB1307IH/C	3100.00	RFR07/P	2825.00	MRF07IH/P	5925.00
SHB1315IH/C	3650.00	RFR07/P	2825.00	SRF15IH/P	6475.00
MHB1315IH/C	3800.00	RFR25/P	4700.00	MRF15IH/P	8500.00
SHB1325IH/C	4700.00	RFR25/P	4700.00	SRF25IH/P	9400.00
MHB1325IH/C	4800.00	RFR25/P	4700.00	MRF25IH/P	9500.00
SHB1340H/C*	3050.00	RFR40/P	8450.00	SRF40IH/P	11500.00
MHB1340H/C*	3100.00	RFR40/P	8450.00	MRF40IH/P	11550.00


Volumina-decorative refractor highbay luminaire. (*For 400W HPSV & MH version, ballast price is not included in ALP. Please order ballast separately).

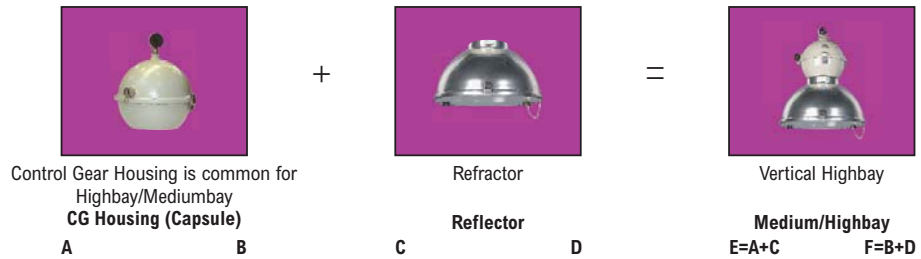
Coupler to be ordered separately along with the fixture.



S0438001	70W HPSV, 70/150W MH	200.00
S0438002	150W HPSV, 250/400W HPSV/MH	215.00

Coupler for Volumina





CAT REF.	ALP (₹)	CAT REF.	ALP (₹)	CAT REF.	ALP (₹)
----------	---------	----------	---------	----------	---------



Open Type					
SHB1307IH/C	3050.00	MBRA15	900.00	SMB1307IH	3950.00
Enclosed Type					
SHB1307IH/C	3050.00	MBRP15	2075.00	SMB1307IH/P	5125.00
MHB1307IH/C	3100.00	MBRP15	2075.00	MMB1307IH/P	5175.00
MHB1315IH/C	3800.00	MBRP15	2075.00	MMB1315IH/P	5875.00

Industrial low bay luminaire with die cast aluminium housing and spun aluminium open/enclosed reflector. Note: MBRA are anodised aluminium reflectors. MBRP are totally enclosed aluminum reflectors with gasket & glass visor. IP54



INDUSTRIAL MEDIUM BAY LUMINAIRE (OPEN TYPE)					
IHB1325IH/C	4100.00	MBRA	1400.00	IMB1325IH	5550.00
IHB1340IH/C	4900.00	MBRA	1400.00	IMB1340IH	6300.00
SHB1315IH/C	3650.00	MBRA	1400.00	SMB1315IH	5050.00
SHB1325IH/C	4700.00	MBRA	1400.00	SMV1325IH	6100.00

Industrial mediumbay luminaire with die cast aluminium housing and spun aluminium open reflector.



INDUSTRIAL MEDIUM BAY LUMINAIRE (TOTALLY ENCLOSED)					
IHB1325IH/C	4100.00	MBRP	2400.00	IMB1325IH/P	6500.00
SHB1315IH/C	3650.00	MBRP	2400.00	SMB1315IH/P	6050.00
SHB1325IH/C	4700.00	MBRP	2400.00	SMB1325IH/P	7100.00
MHB1325IH/C	4800.00	MBRP	2400.00	MMB1325IH/P	7200.00
MHB1325IHM/C	4250.00	MBRP	2400.00	MMB1325IHM/P	6650.00

Industrial enclosed type medium bay luminaire with die cast aluminium housing and spun aluminium enclosed reflector. IP54

CAT REF.	ALP (₹)	CAT REF.	ALP (₹)	CAT REF.	ALP (₹)
----------	---------	----------	---------	----------	---------



INDUSTRIAL HIGHBAY LUMINAIRE (OPEN TYPE)

IHB1325IH/C	4100.00	HBRA	1325.00	IHB1325IH	5425.00
IHB1340IH/C	4900.00	HBRA40	1400.00	IHB1340IH	6300.00
SHB1315IH/C	3650.00	HBRA	1325.00	SHB1315IH	4975.00
SHB1325IH/C	4700.00	HBRA	1325.00	SHB1325IH	6025.00
SHB1340H/C*	3050.00	HBRA40	1400.00	SHB1340H	4450.00

Industrial Highbay luminaire with die cast aluminium housing and spun aluminium open reflector. *For SHB1340H/C Ballast to be ordered separately, ballast not included in ALP



INDUSTRIAL HIGHBAY LUMINAIRE (TOTALLY ENCLOSED)

IHB1325IH/C	4100.00	HBRP	2525.00	IHB1325IH/P	6625.00
IHB1340IH/C	4900.00	HBRP40	2675.00	IHB1340IH/P	7575.00
SHB1315IH/C	3650.00	HBRP	2525.00	SHB1315IH/P	6175.00
SHB1325IH/C	4700.00	HBRP	2525.00	SHB1325IH/P	7225.00
MHB1325IH/C	4800.00	HBRP	2525.00	MHB1325IH/P	7325.00
SHB1340H/C*	3050.00	HBRP40	2675.00	SHB1340H/P	5725.00
MHB1340H/C*	3100.00	HBRP40	2675.00	MHB1340H/P	5775.00
MHB1325IHM/C	4250.00	HBRP	2525.00	MHB1325IHM/P	6775.00
MHB1340IHM/C	5250.00	HBRP40	2675.00	MHB1340IHM/P	7925.00

Industrial Highbay luminaire with spun aluminium enclosed reflector (*For 400W HPSV & MH version, ballast price is not included in ALP. Please order ballast separately). IP54

CAT REF.	LAMP TYPE	CASE LOT	ALP (₹)
----------	-----------	----------	---------



DFMBN1145/65/85BC	45/65/85W DF CFL	8	2310.00
DFMBN1145/65/85ES	45/65/85W DF CFL	8	2310.00

Medium bay luminaire suitable for DF CFL lamp



IPMSN150/250/HB

IPMSN250/HB	250W MH/HPSV	1	17000.00
GT-IPMSN25S (Gear Tray for HPSV)		1	On Request
GT-IPMSN25MH (Gear Tray for MH)		1	

Integral Decorative Highbay luminaire with round extruded anodized aluminium housing with chrome plated rods & trim ring. A lightweight UV stabilized prismatic refractor is provided for 3 dimensional light distribution. Gear trays to be ordered separately.

Note: *Ballast for 400W HPSV/MH are to be ordered separately as the same are not included in the ALP given below.

CAT REF.	LAMP TYPE	CASE LOT	ALP (₹)
INDUSTRIAL T5 HIGH BAY/MID BAY LUMINAIRE (ENCLOSED TYPE)			
T5HB454EBCW/P-W	4X54W T5 HO	2	11000.00
T5HB454EBCW/P-N	4X54W T5 HO	2	11000.00
T5HB428EBCW/P-W	4X28W T5 HE	2	9900.00
T5HB428EBCW/P-N	4X28W T5 HE	2	9900.00

Elegantly manufactured industrial T5 Highbay/Midbay luminaire made from CRCA body. Provided with concave shaped clear acrylic & SS toggles. Choice of narrow beam (N) and wide beam (W) available.



INDUSTRIAL T5 HIGH BAY/MID BAY LUMINAIRE (OPEN TYPE)			
T5HB454EBCW-W	4X54W T5 HO	2	8500.00
T5HB454EBCW-N	4X54W T5 HO	2	8500.00
T5HB428EBCW-W	4X28W T5 HE	2	7000.00
T5HB428EBCW-N	4X28W T5 HE	2	7000.00

Elegantly manufactured industrial T5 Highbay/Midbay luminaire made from CRCA body. Choice of narrow beam (N) and wide beam (W) available.



INDUSTRIAL T5 LOW BAY LUMINAIRE			
T5HBS414EB/P	4X14W T5	1	5250.00
T5HBS424EB/P	4X24W T5	1	5900.00
T5HBR454EB/P	4X54W T5	1	8000.00
T5HBR428EB/P	4X28W T5	1	6750.00

Industrial T5 Low bay luminaire with CRCA white powder coated body and wide beam anodized aluminium reflector. T5HBR428/454 version is recessed mounted.



IPMSN071HDGL	1X70W MH/HPSV(E)	1	On Request
IPMSN15HDGL	1X150W MH (E27)	1	On Request
HDBI15S/MH	Ballast		

Heavy duty round die cast aluminium housing, finish over a chromate conversion coating. Luminaire consists of prismatic polycarbonate reflector and lens for glare free illumination.

INDUCTION LAMP LUMINIARES

INDUCTION



INWV1704EB	40W Spherical Induction	-	On Request
------------	-------------------------	---	------------

Industrial Integral Well Glass Luminaire suitable for 40W Induction Lamp.


	CAT REF.	LAMP TYPE	CASE LOT	ALP (₹)	
INDUCTION		INMB1315EB	150W Spherical Induction	-	On Request
		INMB1315EB/P	150W Spherical Induction	-	On Request
Integral medium bay luminaire with cast aluminium LM6 Housing and electrochemically brightned anodised aluminium reflector. Suffix " P" denotes totally enclosed version with glass.					
INDUCTION		INRF15EB/P	150W Spherical Induction	-	On Request
Integral enclosed medium bay luminaire with cast aluminium LM6 Housing and prismatic refractor optics.					
INDUCTION		INLA1104R	40W Rectangular Induction	-	On Request
Industrial Lowbay Luminaire with CRCA MS housing in stove enamelled white and toughned heat resitant glass cover.					
INDUCTION		INFCLT85C	85W Circular Induction	-	On Request
Surface Mounted decorative low bay luminaire made from single piece die cast al housing and assymetrical reflector with special high temperature high reflective (HT-HRC), low gloss paint.					
INDUCTION		INCRFW85C	85W Circular Induction	-	On Request
		INCRFW08R	80W Rectangular Induction	-	On Request
Recessed mounted clean room/under canopy luminaire with epoxy powder coated body and clear acrylic diffuser .					
















Flameproof & Increased Safety



FLAMEPROOF & INCREASED SAFETY LUMINAIRE

	CAT REF.	LAMP TYPE	CASE LOT	ALP (₹)
	IBFN100	100W GLS	2	4175.00
		80/125 HPMV	2	4175.00
		50/70 HPSV	2	4175.00
		70/150W MH	2	4175.00
	IBFN100/113IH	1X13W CFL	2	4175.00
	IBFN100/118IH	1X18W CFL	2	4175.00
Non Integral flameproof bulk head luminaire suitable for HID lamp. Need matching control gear box.				
	FWL200/B	150/100W GLS	2	6500.00
		160/250W MLL	2	On Request
		80/125W HPMV	2	On Request
		70/150W MH	2	On Request
Non integral flameproof wellglass luminaire with B type of glass suitable for GLS & HID lamp. Use matching control gear box for HID Lamp				
	FWL200/29IH/B	2X9W CFL	2	On Request
	FWL200/213IH/B	2X13W CFL	2	7000.00
	FWL200/218IH/B	2X18W CFL	2	7000.00
Integral Flameproof Wellglass luminaire with B type of glass suitable for CFL Lamps.				
	FWL12/B	300W GLS	2	7050.00
		160W MLL	2	7050.00
		250W HPMV	2	7050.00
		150W/250W HPSV	2	7050.00
		250W MH	2	7050.00
Non integral Flameproof Wellglass luminaire suitable for HID lamp. Use matching control gear box for HID Lamp				
	FWL1205SIH/B	50W HPSV	2	8000.00
	FWL1215MHIH/B	150W MH	2	8400.00
	FWL1208IH/B	80W HPMV	2	7600.00
	FWL1212IH/B	125W HPMV	2	8170.00
	FWL1207SIH/B	70W HPSV	2	80200.00
	FWL1207MHIH/B	IH/B 70W MH	2	8455.00
Integral Flameproof Wellglass luminaire suitable for HID lamp.				

	CAT REF.	LAMP TYPE	CASE LOT	ALP (₹)
	FWL12/B/HB	300 GLS	2	7600.00
		160 MLL	2	7600.00
		250 HPMV	2	7600.00
		150/250 HPSV	2	7600.00
		250 MH	2	7600.00
	Non integral Flameproof highbay luminaire suitable for HID lamp. Use matching control gear box.			
	FWL1229IH/B	2X9W CFL	2	6500.00
	FWL12/213IH/B	2X13W CFL	2	6800.00
	FWL12/218IH/B	2X18W CFL	2	7050.00
	FWL 12/226IH/B	2X26W CFL	2	7200.00
	Flameproof Well glass luminaire suitable for CFL (pin type) lamp.			
	FHF500	200/300/500W GLS	1	24050.00
		160W MLL	1	24050.00
		80/125/250/400W HPMV	1	24050.00
		150/250/400W HPSV	1	24050.00
		250/400W MH	1	24050.00
	Non Integral Flameproof floodlight luminaire suitable for HID, GLS & MLL lamp. Use suitable control gear.			
	EXTL140	1X36/40W FTL	1	10900.00
	EXTL240	2X36/40W FTL	2	21200.00
	Flameproof fluorescent lamp luminaire. Can also be offered with electronic ballast less than 33% THD on request			
	FLAMEPROOF CLEAN ROOM Ex-d			
	FCR414	4X14W T5	1	24600.00
	FCE424	4X24W T5	1	25740.00
	FCR336	3X36W CFL	1	24600.00
Flameproof clean Room luminaire suitable for T5 & CFL lamps. Pre-wired with the lamp holders, electronic ballast etc fixed on MS sheet. The luminaire is bottom opening type.				

INDUSTRIAL HI-BAY/MEDIUM BAY LUMINAIRES



FLAMEPROOF STREET LIGHT Ex-d

CAT REF.	LAMP TYPE	CASE LOT	ALP (₹)
FSL414	4X14W T5	1	On Request
FSL424	4X24W T5	1	On Request
FSL336	3X36W CFL	1	23590.00

Flameproof Street Light luminaire suitable for T5 & CFL lamps. Pre-wired with the lamp holders, electronic ballast etc fixed on MS sheet. The luminaire is bottom opening type.

INDUCTION



FLAMEPROOF WELLGLASS FOR INDUCTION LAMP Ex-d

FWL1204/Ind/IH	40W spherical induction	2	On Request
----------------	-------------------------	---	------------

Integral Flameproof Wellglass luminaire suitable for Induction lamp. The electronic driver for the induction lamp is mounted on M.S. sheet inside luminaire. Provided with lamp and electronic control gear.




FLAMEPROOF CONTROL GEAR BOX

CGF1108	80W HPMV	2	5445.00
CGF1112	125W HPMV	2	5630.00
CGF1125	250W HPMV	2	6600.00
CGF1107MH	70W MH	2	6355.00
CGF1115MH	150W MH	2	6780.00
CGF1140	400W HPMV	2	10100.00
CGF1225MH	250W MH	2	8965.00
CGF1107S	70W HPSV	2	7700.00
CGF1115S	150W HPSV	2	7320.00
CGF1125S	250W HPSV	2	8110.00
CGF1105S	50W HPSV	2	8110.00
CGF1140S	400W HPSV	2	11400.00
CGF1140MH	400W MH	2	11400.00


Flameproof control gear boxes.



NON SPARKING AND RESTRICTED BREATHING WELLGLASS Ex-nr WELLGLASS

CAT REF.	LAMP TYPE	CASE LOT	ALP (₹)	
NON SPARKING AND RESTRICTED BREATHING WELLGLASS EX-NR WELL GLASS				
	ISL1120	200W GLS	2	3100.00
		80/125W HPMV	2	3100.00
		70W HPSV	2	3100.00
		160W MLL	2	3100.00
		160W MLL	2	3100.00
		13/18/25W CFL (DF)	2	3100.00

Increased Safety wellglass luminaire.

	Ex-e CONTROL GEAR BOX			
	CGI1107S	70W HPSV	4	3665.00
	CGI1107MH	70W MH	4	3755.00
	CGI1108M	80W HPMV	4	3500.00
	CGI1112M	125W HPMV	4	3400.00

Increased Safety Control gear boxes.

	ACCESSORIES - FLAMEPROOF JUNCTION BOX & CABLE GLAND	
	VL/JB/102	Junction Box

Flame proof Junction box. Available with 4 way and 2 way cable entry

	ACCESSORIES - FLAMEPROOF JUNCTION BOX & CABLE GLAND	
	FG001	Cable gland

Flameproof double compression brass cable gland.







Streetlight Luminaires



LED - STREETLIGHT LUMINAIRES

	CAT REF.	WATTAGE	CASE LOT	ALP (₹)
LED 	NEXUS			
	LST009-18/CDL	18	1	16000.00
	LST015-30/CDL	30	1	19800.00
	LST024-45/CDL	45	1	24200.00
	Fixture consist of a die cast body with heat resistant toughened glass & IP65 protection level			
LED 	OLYMPUS			
	LST030-60/CDL	60	1	41800.00
	LST045-90/CDL	90	1	47000.00
	LST060-120/CDL	120	1	59000.00
	Fixture consist of a die cast body with heat resistant toughened glass & IP65 protection level			
LED 	STARLET #			
	LSTA2-40-CDL	40	1	31000.00
	LSTA2-115-CDL	115	1	73200.00
	Sleek aesthetically designed luminaire for streetlighting purpose			
LED 	RODUS #			
	LSTA2-1-175-CDL	175	1	93000.00
	Higher Wattage LED streetlight for main road lighting			
LED 	PLANET #			
	LSTB5-40-T	40	1	75650.00
	LSTB5-65-T	65	1	81300.00
	Power saving sensor based led streetlight			

Please contact local CG representative for price details.



CAT REF.	LAMP TYPE	CASE LOT	ALP (₹)
----------	-----------	----------	---------

IP66 for lamp compartment & IP66 for Gear compartment

SSGP1215IH09 (COMPLETE)	150W HPSV (T)		
SSGP1215H09		1	9050.00
HDBI15S/MH (BALLAST)		8	1600.00
SSGP1225IH09 (COMPLETE)	250W HPSV (T)		
SSGP1225H09		1	9150.00
HDBI25S/MH (BALLAST)		4	2575.00
MHSGP1215IH09 (COMPLETE)	150W CDM-TT		
MHSGP1215H09		1	9100.00
HDBI15S/MH (BALLAST)		8	1600.00
MHSGP1225IH09 (COMPLETE)	250W MHT (T)		
MHSGP1225H09		1	9200.00
HDBI25S/MH (BALLAST)		4	2575.00

Pressure die cast aluminium housing. Bright anodised aluminium pot optics reflector. Lamp compartment has toughened curved glass cover. Lamp compartment with IP66 protection. CG box with IP66 protection.



LANDMARK (IP66 for lamp compartment)

SSGP1225H (HOUSING)	250W HPSV/MH (T)	1	12525.00
GT-SSGP1225S (Gear Tray for 250W HPSV)		1	3400.00
GT-SSGP1225MH (Gear Tray for 250W MH)		1	3450.00
SSGP1240H (HOUSING)	400W HPSV/MH (T)	1	12525.00
GT-SSGP1240S (Gear Tray for 400W HPSV)		1	4675.00
GT-SSGP1240MH (Gear Tray for 400W MH)		1	4675.00

Pressure die cast aluminium housing & cover with innovative bright anodised aluminium pot optics. IP66 for lamp compartment.



FORTUNER (IP66)

SSGP1415IH (COMPLETE)	150W HPSV (T)	1	11500.00
SSGP1415/25H			
GT-SSGP1415 (Gear Tray)			
SSGP1425IH (COMPLETE)	250W HPSV (T)	1	12200.00
SSGP1415/25H			
GT-SSGP1425 (Gear Tray)			
MHSGP1415IH (COMPLETE)	150W CDM-TT		11500.00
SSGP1415/25H			
GT-MHSGP1415 (Gear Tray)			
MHSGP1425IH (COMPLETE)	250W MH (T)	1	12200.00
SSGP1415/25H			
GT-MHSGP1425 (Gear Tray)			

Aerodynamically designed single piece pressure die-cast aluminium housing & cover with innovative bright anodised aluminium POT optics lamp compartment has toughened glass cover and is sealed to give IP66 for lamp compartment.

CAT REF.	LAMP TYPE	CASE LOT	ALP (₹)
CHOICE SMALL (IP66 for lamp compartment)			
SSGT1107IH/G	70W HPSV(T)	1	5325.00
SSGT1115IH/G (COMPLETE)	150W HPSV(T)		
SSGT1115H/G		1	6800.00
HDBI15S/MH (BALLAST)		8	1600.00
SSGT1125IH/G (COMPLETE)	250W HPSV(T)		
SSGT1125H/G		1	6900.00
HDBI25S/MH (BALLAST)		4	2575.00
MHSGT1125IH/G (COMPLETE)	250W MH (T)		
MHSGT1125H/G		1	6925.00
HDBI25S/MH (BALLAST)		4	2575.00



Aerodynamically designed Single piece die-cast aluminium housing and cover with innovative bright anodised aluminium staircase optics lamp compartment has toughened flat glass cover and is sealed to give IP66 for lamp compartment. The 150/250W HPSV(T) version of Choice luminaire is available with Power Saver on request. Please add suffix 'PS' to the cat ref.

SSGP1105IH	50W HPSV(T)	1	On Request
SSGP1107IH	70W HPSV(T)	1	On Request



Aerodynamically designed single piece pressure die-cast aluminium housing & cover with innovative bright anodised aluminium POT optics lamp compartment has toughened curved glass cover and is sealed to give IP66 for lamp compartment.

SSGP1205IH09	50W HPSV(T)	1	7375.00
SSGP1207IH09	70W HPSV(T)	1	7375.00
SSGP1207IH09/FG	70W HPSV(T)	1	6025.00



Pressure die cast aluminium housing & cover with innovative bright anodised aluminium pot optics. Lamp compartment has toughened curved/flat glass cover with IP66 protection.



CAT REF.	LAMP TYPE	CASE LOT	ALP (₹)
CITISVISION - 3 (IP66 FOR LAMP COMPARTMENT)			
SSGUN1107IH/G	70 W HPSV(T)	2	5225.00
SSGUN15IH/G (COMPLETE)	150W HPSV (T)		
SSGUN15H/G		2	5650.00
HDBI15S/MH (BALLAST)		8	1600.00
SSGUN25IH/G (COMPLETE)	250W HPSV (T)		
SSGUN25H/G		2	5725.00
HDBI25S/MH (BALLAST)		4	2575.00
MHSGUN25IH/G (COMPLETE)	250W MH (T)		
MHSGUN25H/G		2	5775.00
HDBI25S/MH (BALLAST)		4	2575.00
SSGUN40IH/ (COMPLETE)	400W HPSV (T)		
SSGUN40H/G		2	8250.00
HDBI40S/MH (BALLAST)		4	3800.00
MHSGUN40IH/G (COMPLETE)	400W MH (T)		
MHSGUN40H/G		2	8300.00
HDBI40S/MH (BALLAST)		4	3800.00

Single piece die cast aluminium alloy housing with step POT optics reflector and toughened clear glass cover with frame for lamp compartment.



CITIVISION - 1 (IP 65)			
SSGN1107IH/FG	70W HPSV (T)	2	4200.00
MHSGN1107IH/FG	70W MH (E)	2	4350.00
SSGN1215IH/FG (COMPLETE)	150W HPSV (T)		
SSGN1215H/FG		2	4375.00
HDBI15S/MH (BALLAST)		8	1600.00
SSGN1125IH/FG (COMPLETE)	250W HPSV (T)		
SSGN1125H/FG		2	4925.00
HDBI25S/MH (BALLAST)		4	2575.00
MHSGN1125IH/FG (COMPLETE)	250W MH (T)		
MHSGN1125H/FG		2	4850.00
HDBI25S/MH (BALLAST)		4	2575.00
SSGN40IH/FG (COMPLETE)	400W HPSV (T)		
SSGN40H/FG		2	7175.00
HDBI40S/MH (BALLAST)		4	3800.00
MHSGN40IH/FG(COMPLETE)	400W MH (T)		
MHSGN40H/FG		2	7225.00
HDBI40S/MH (BALLAST)		4	3800.00

70/150W HPSV(T) versions also available with IP66 degree of protection please add suffix 'IP66' to the cat. ref. Single piece die cast aluminium alloy housing with step POT optics reflector and toughened clear glass cover for lamp & control gear compartment. The 250/400W HPSV(T) version of citivision 1 luminaire is available with Power Saver on request. Please add suffix 'PS' to the cat ref.

**CITISTAR (IP65)**

CAT REF.	LAMP TYPE	CASE LOT	ALP (₹)
SSSG1215IH/FG (COMPLETE)	150W HPSV (T)/(E)		
SSSG1215H/FG		2	3875.00
HDBI15S/MH (BALLAST)		8	1600.00
SSSG1225IH/FG (COMPLETE)	250W HPSV (T)		
SSSG1225H/FG		2	3950.00
HDBI25S/MH (BALLAST)		4	2575.00
MHSSG1225IH/FG (COMPLETE)	250W MH (T)		
MHSSG1225H/FG		2	4025.00
HDBI25S/MH (BALLAST)		4	2575.00

Single piece deep drawn aluminium housing with inbuilt POT optics and toughened heat resistant glass cover for lamp and control gear compartment.

**CITIVISION - 2 (IP65)**

SSGN1107IH/WI	70W HPSV (T)	2	4225.00
MHSGN1107IH	70W MH(E)	2	4400.00
SSGN1215IH (COMPLETE)	150W HPSV(T)		
SSGN1215H		2	4450.00
HDBI15S/MH (BALLAST)		8	1600.00
SSGN1125IH (COMPLETE)	250W HPSV (T)		
SSGN1125H		2	5000.00
HDBI25S/MH (BALLAST)		4	2575.00

Single piece die cast aluminium alloy housing with step POT optics reflector and acrylic cover. The 250W HPSV(T) version of citivision 2 luminaire is available with Power Saver on request. Please add suffix 'PS' to the cat ref.







	CAT REF.	LAMP TYPE	CASE LOT	ALP (₹)
	SSSD15IH (COMPLETE)	150W HPSV(E)		
	SSSD15H		2	4175.00
	HDBI15S/MH (BALLST)		8	1600.00
	SSSD25IH (COMPLETE)	250W HPSV (E)		
	SSSD25H		2	4250.00
	HDBI25S/MH (BALLAST)		4	2575.00
Single piece sheet aluminium housing with cast aluminium pipe mounting arrangement. IP65 degree of protection.				
	MSS1308IH/BC	80W HPMV	2	3475.00
	MSS1312IH/BC	125W HPMV	2	3575.00
	SSS1307IH/WI	70W HPSV(E)	2	3700.00
	Single piece sheet aluminium housing with cast aluminium pipe mounting arrangement. IP65 degree of protection.			
	SSS1615IH (COMPLETE)	150W HPSV(E)		
	SSS1615H		2	3350.00
	HDBI15S/MH (BALLAST)		8	1600.00
	Single piece sheet aluminium housing with cast aluminium pipe mounting arrangement. IP65 degree of protection on request.			
	MSS1525IH (COMPLETE)	250W HPMV		
	MSS1525H		2	3575.00
	HDB25M (BALLAST)		4	2125.00
	SSS1525IH (COMPLETE)	250W HPSV (E)		
	SSS1525H		2	3925.00
	HDBI25S/MH (BALLAST)		4	2575.00
Single piece sheet aluminium housing with cast aluminium pipe mounting arrangement. IP65 degree of protection on request.				
	MHSGN1215IH/FG- E27	150W MH (E)	2	5525.00
	Single piece sheet aluminium housing with cast aluminium pipe mounting arrangement. IP65 degree of protection on request.			

STREETLIGHT LUMINAIRES

	CAT REF.	LAMP TYPE	CASE LOT	ALP (₹)
	SFE1414LSB/AL	1X36W FTL	6	2150.00
	FTL streetlight with aluminium housing in D.A. grey finish. SFE Luminaires are suitable for end mounting arrangement. These luminaires can be offered with top mounting arrangement in which cat ref. would read as SFT			
	SFE1514LSB	1X36W FTL	6	1925.00
	T5SFE28EB	1X28W T5	6	2150.00
	T5SFE228EB	2X28W T5	6	2450.00
FTL streetlight with MS housing in D.A. grey finish and stainless steel toggles				
	T5SFE1628EB/AL	1X28W T5	10	2375.00
	SFE1614HSB/AL	1X36W FTL	10	1975.00
	SFE1614EB/AL	1X36W FTL	10	2125.00
	SFE1624HSBN	2X36W FTL	10	2925.00
FTL streetlight with aluminium housing in D.A. grey finish. SFE1624HSBN is with MS housing.				
	T5 STREETLIGHT (IP65)			
	T5SHE11414EB	4X14W T5	1	6300.00
T5SHO11424EB	4X24W T5	1	6650.00	
Deepdrawn aluminium housing in grey finish with clear acrylic and cast aluminium pipe mounting attachment.				
	T5SHE114EB	1X14W T5	6	2675.00
	T5SHE214EB	2X14W T5	6	3050.00
	T5SHO124EB	1X24W T5	6	2750.00
	T5SHO224EB	2X24W T5	6	3000.00
Deepdrawn M.S. housing in grey finish with clear acrylic.				
	PARAGON			
	SCE1209	1X9W CFL	6	1350.00
	SCE1211	1X11W CFL	6	1350.00
	SCE1213	1X13W CFL	6	1350.00
SCE1218	1X18W CFL	6	1350.00	
Decorative CFL street light luminaire with MS housing finished in bright red & having clear acrylic cover.				

	CAT REF.	LAMP TYPE	CASE LOT	ALP (₹)	
	PARAMOUNT				
	SCE1329	2X9W CFL	12	1250.00	
	SCE13211	2X11W CFL	12	1550.00	
	SCE13213	2X13W CFL	12	1550.00	
	SCE13218	2X18W CFL	12	1550.00	
	SCE1336	1X36W CFL	12	1600.00	
Deep drawn MS housing with epoxy powder coated finish and acrylic cover					
	SCE1320DF	1X20W CFL-DF	4	1600.00	
	SCE1325DF	1X25W CFL-DF	4	1600.00	
	SCE1335DF	1X35W CFL-DF	4	1600.00	
	Deep drawn MS housing with epoxy powder coated finish and acrylic cover				
	SCEN1345/65/85/ES	1X45/65/85W CFL-DF	4	1575.00	
	Deep drawn MS housing with epoxy powder coated finish and acrylic cover if required with BC holder, replace suffix 'ES' by 'BC' in the cat.ref (SCEN 1345/65/85/ES)				
	SCE13236EB	2 X 36W CFL	4	2900.00	
	SCE336EB	3 X 36W CFL	1	7100.00	
	Deep drawn aluminium housing in grey in finish with clear acrylic				
	SCE336EB(MS)	3 X 36W CFL	1	6350.00	
Deep drawn MS housing in grey in finish with clear acrylic					
	STREET LIGHT FOR CFL-DF				
	SSGN1285DF/E40	85W CFL-DF	2	3900.00	
Luminaire comprises a die-cast aluminium housing with new generation Staircase precisionoptics (POT) reflector & acrylic cover. Recommended for illuminating access roads, traffic routes etc.					

	CAT REF.	LAMP TYPE	CASE LOT	ALP (₹)
	LOTUS JUNIOR (INTEGRAL)			
	SSLJ071H/WI	70W HPSV (T)/(E)	4	5550.00
	MHSLJ071H	70W MH (E) CLEAR	4	5575.00
	MHSLJ071H/DE	70W MH (DE)	4	5750.00
Decorative post top street light luminaire with sheet aluminium circular canopy finished in bright yellow and clear acrylic cover, ideal for parks, parking lots, road junctions, residential blocks etc.				
	LOTUS (NON INTEGRAL)			
	SSLT15	150W HPSV (T)/(E)	4	5650.00
	SSLT25	250W HPSV (T)/(E)	4	5675.00
Decorative post top street light luminaire with sheet aluminium circular canopy and clear acrylic cover. Requires matching control gear box to be ordered separately.				
	LOTUS PLUS (INTEGRAL)			
	SSLT15IH	150W HPSV (T)/(E)	4	7550.00
	SSLT25IH	250W HPSV (T)/(E)	4	8650.00
	MHLST15IH	150W MH (T)/(E)	4	7625.00
	MHLST25IH	250W MH (T)/(E)	4	8700.00
Decorative post top street light luminaire with sheet aluminium circular canopy and clear acrylic cover				
	STREET LIGHT IP65			
	DFDA25H	HPSV(T)/MH (T)		15000.00
	HDBI25S/MH (BALLAST)			2575.00
Die-cast aluminium housing and hinged top frame hinged with a textured powder coated black finish. Mounting with die-cast pipe attachment.				


INDUCTION LAMP LUMINAIRES


INDUCTION



INSGN04R/FG	40W Rectangular Induction	-	On Request
INSGN08R/FG	80W Rectangular Induction	-	On Request
INSGN12R/FG	120W Rectangular Induction	-	On Request
INSGN20E/FG	200W Elliptical Induction	-	On Request

Single piece die cast aluminium alloy housing with toughened clear glass cover.







Landscape Luminaires



LED - POST TOP LUMINAIRES

	CAT REF.	WATTAGE	CASE LOT	ALP (₹)
LED	MAPLE			
	LPT0-40/CDL	40	1	38000.00
	Decorative Post top for 360° indirect light			
LED	ASTER #			
	LPTSA-30-T	30	1	44100.00
	LPTSA-70-T	70	1	64500.00
	LPTSA-85-CDL	85	1	68500.00
	Decorative posttop for garden & landscape lighting			
LED	ORCHID #			
	LPTSB-30-T	30	1	44100.00
	LPTSB-70-T	70	1	64800.00
	LPTSB-85-CDL	85	1	72700.00
	Sleek aesthetically designed luminaire for streetlighting purpose			

LED - BOLLARD

LED	LIARA #			
	LBLS1-10-CDL	10	1	6000.00
	Inverted pyramid tripod type led bollard with soft 365° light			
LED	CIARA #			
	LBLS3-10-T	10	1	7000.00
	Inverted Crystal shaped silver Led bollard			

Please contact local CG representative for price details

	CAT REF.	WATTAGE	CASE LOT	ALP (₹)
LED	UNO #			
	LLBSU1-8-WW	8	1	9800.00
	Die cast tiltable warm white colour led bollard			

LED	DUO #			
	LLBSU2-16-WW	16	1	18600.00
	Die cast tiltable warm white colour led bollard			

TUNNEL LIGHT - UPL (Under pathway light)



LED	LFOE1-120-T #			
	LFOE1-120-T #	120	1	83500.00
	Die cast led fixture for tunnel lighting			

UNDERWATER LIGHT

LED	AQUA #			
	LUWH2-07-T	7	1	16000.00*
	*Note: Prices are of the fixture+ dmx controller for max 12 nos of fixtures per controller			
	CGDMX512			33100.00

Please contact local CG representative for price details

LED - EMBEDDED LIGHTS

	CAT REF.	WATTAGE	CASE LOT	ALP (₹)
	CRYSTAL #			
	LLED1-12-T-25	12	1	14000.00
	Tilttable Led embedded light fixture			
	GEM #			
	LEDE22W	3	1	4800.00
	LEDE22WW	3	1	4800.00
	lower wattage led embedded light			

Please contact local CG representative for price details



LANDSCAPE LUMINAIRES

	CAT REF.	LAMP TYPE	CASE LOT	ALP (₹)
	STANDARD POST TOP LANTERNS			
	MPT1212IL/ES	125W HPMV	4	3650.00
	SPT1207IL/WI	70W HPSV (E)	4	3750.00
	Post top with opal diffuser and spun aluminium canopy finished in powder coated black from outside.			
	FLYING SAUCER SHAPE			
	MPT1212IL/FS/BC	125W HPMV	4	4650.00
	SPT1207IL/FS/WI	70W HPSV (E)	4	4750.00
	Post top with opal diffuser and spun aluminium canopy finished in powder coated black from outside.			
	SPHERICAL SHAPE			
	MPT1112IL/SP/ES	125W HPMV	1	4850.00
	SPT1107IL/SP/WI	70W HPSV (E)	1	5000.00
	CFPT1145/SP/BC	1X45W CFL-DF	1	3700.00
	Post top with spherical diffuser mounted on cast aluminium capsule.			
	BLOW MOULDED DIAMOND SHAPE			
	MPT1112IL/BM/ES	125W HPMV	1	4925.00
	SPT1107IL/BM/WI	70W HPSV (E)	1	5000.00
	CFPT1145/BM/BC	1X45W CFL-DF	1	3700.00
	Post top with diamond shaped opal diffuser mounted on cast aluminium capsule.			
	MUSHROOM SHAPE			
	SPT1107IL/MR/WI	70W HPSV (E)	1	4975.00
	MHPT1107IL/MR	70W MH (E)	1	5025.00
	CFPT1145/MR/BC	1X45W CFL-DF	1	3700.00
	Post top with mushroom shape opal diffuser mounted on cast aluminium capsule.			

CAT REF.	LAMP TYPE	CASE LOT	ALP (₹)
POST TOP LANTERN FOR CFL LAMP			
CFPT11	1X11W CFL	4	2150.00
CFPT18	1X18W CFL	4	2175.00



Clear acrylic cover mounted on cast aluminium capsule finished in powder coated black.



EMBEDDED LIGHT-EL3

EL3-07IH	70W CDMT	1	On Request
EL3-07H		1	On Request
HDBI7S/MH (BALLAST)		10	1100.00

Embedded floor mounted luminaire comprises of die cast aluminium main housing with anodised reflector, stainless steel frame with glass fixed to the housing with SS screws.


INNOVATIVE LANDSCAPE LUMINAIRES - DESIGNO







WALL LIGHT






DWLAD07IH	1X70W MH (E)	1	11800.00
-----------	--------------	---	----------

Die cast aluminium housing consists of ballast, lamp holder and gasket for weather proofness. Bright anodized aluminium reflector is provided inside for asymmetric light distribution.




	CAT REF.	LAMP TYPE	CASE LOT	ALP (₹)
	DWLDA07IH	1X70W MH/HPSV(E)	1	12000.00
<p>Die cast aluminium housing consists of ballast, lamp holder and gasket for weather proofness. Bright anodized aluminium reflector is provided inside for double asymmetric light distribution.</p>				
	DWL226/242EBRHC	2X26W CFL	1	8400.00
<p>Die cast aluminium housing of 368 mm diameter and half-cut off top frame, 20 mm coin plugs with O-ring for conduit. Luminaire consist of opalescent polycarbonate lens</p>				
	DWL226/242EBR	2X26W CFL	1	7850.00
<p>Die cast aluminium housing of 368 mm diameter, 20 mm coin plugs with O-ring for conduit. Luminaire consist of opalescent polycarbonate lens</p>				



	CAT REF.	LAMP TYPE	CASE LOT	ALP (₹)
	DWL226/242EBRGR	2X26W CFL	1	8400.00
		2X42W CFL		
Die cast aluminium housing of 368 mm diameter and grill, 20 mm coin plugs with O-ring for conduit. Luminaire consist of opalescent polycarbonate lens.				
	DWL226/242/EBS	2X26W CFL	1	8400.00
		2X42W CFL		
Die cast aluminium housing consists of ballast, lamp holder and gasket for weather proofness. White powder coat steel pan reflector is provided inside.				
	DWL226/242/EBSGR	2X26W CFL	1	8500.00
		2X42W CFL		
Die cast aluminium housing with top grill frame consists of ballast, lamp holder and gasket for weather proofness. White powder coat steel pan reflector is provided inside.				
	DWL226/242/EBSHC	2X26W CFL	1	8500.00
		2X42W CFL		
Die cast aluminium housing with top half cut frame consists of ballast, lamp holder and gasket for weather proofness. White powder coat steel pan reflector is provided inside.				
	FLOOD FLIGHT			
	DFCAD07IH	1X70W MH/HPSV	1	On Request
Die cast aluminium housing consists of ballast, lamp holder and gasket for weather proofness. Hammer finish aluminium reflector is provided inside for asymmetric light distribution.				

	CAT REF.	LAMP TYPE	CASE LOT	ALP (₹)
	DWLD07IH	1X70W MH/HPSV	1	11500.00
	Die cast aluminium housing consists of ballast, lamp holder and gasket for weather proofness. Bright anodized aluminium reflector is provided inside for asymmetric light distribution.			
	DPCP07H	1X70W MH/HPSV(E)	1	13725.00
	HDBI7S/MH	(Ballast)	10	1100.00
	DPCP15H	1X150W MH(E)	1	13500.00
	HDBI15S/MH	(Ballast)	8	1600.00
Die cast aluminium housing, 20mm coin plugs with O-ring for conduit. Luminaire consist of reeded polycarbonate lens and white powder coated steel pan reflector inside. Ballast to be order separately.				
INDUCTION 	Decorative Enclosed type Mediumbay Luminaire for Induction Lamp			
	IPMSN120 IL	120W Induction	1	38000.00
Luminaire comprises a heavy duty round die-cast aluminium housing with a chromate conversion ring and Polycarbonate reflector with lens for glare free illumination.				
	DWSS25H	1X250W MH/HPSV	1	17000.00
	HDBI25S/MH	(Ballast)	4	2575.00
Durable, polyester DU-Pont powder coat is applied to the rugged, heavy die-cast aluminum housing in grey. It is available with both open and enclosed prismatic UV stabilized refractors to deliver uniform illumination & minimal glare. Ballast to be order separately.				
	MHCPT1307G12	1X70W CDM-T	4	26800.00
	MHCPT1315G12	1X150W CDM-T	4	26800.00
Die cast aluminium capsule and 3 nos. supporting ribs which hold the white painted AL sheet reflector for indirect light distribution. To be use with separate control pack.				

	CAT REF.	LAMP TYPE	CASE LOT	ALP (₹)
	MHCPT1507IHDE	1X70W MH-DE	1	On Request
	MHCPT1515IHDE	1X150W MH-DE	1	On Request
	Die cast aluminium housing with pipe attachment assembly for pole mounting. Adjustable in vertical direction for better beam control Prewired with VPIT ballast and other accessories.			
	COLONNA			
	CFPT211/ ECO	2X11W CFL	1	3100.00
	CFPT118/ECO	1X18W CFL	1	2850.00
	CFPT218EB/ECO	2X18 W CFL	1	3100.00
	CFPT126EB/ECO	1X26W CFL	1	2900.00
	CFPT25/35/45/BC/ECO	1X25W CFL-DF	1	2575.00
	CFPT25/35/45/BC/ECO	1X35W CFL-DF	1	2575.00
	CFPT25/35/45/BC/ ECO	1X 45W CFL-DF	1	2575.00
	Moulded plastic capsule which houses ballast, lamp holder etc. Baffles are provided for glare control.			
	SCPT120IHE27	1X70W HPSV (E)	1	On Request
	MHCPT1207IHE27	1X70W MH(E)	1	On Request
	MHCPT1215IHE27	1X150W MH(E)	1	On Request
	Elegantly designed posttop luminaire with die cast aluminium housing. Provided with spun aluminium top reflector & baffles.			
	CFBL1418EB	1X18W CFL	4	On Request
	CFBL1426EB	1X26W CFL	4	On Request
	Die cast aluminium cylindrical pipe with cover Clear acrylic cylinder, housing the lamp holder and reflector assembly.			







Floodlight Luminaires





CG-FAEL LUCE LUMINAIRES



MACH 3

(* Please order Gear tray Separately)

Symmetrical

CAT REF.	LAMP TYPE	CASE LOT	ALP (₹)
CG MACH 3-52320	150 MH-DE	1	12800.00
GT15MH-MACH3	(Gear Tray)		*

Asymmetrical

CG MACH 3-52326	150 MH-DE	1	12800.00
GT15MH-MACH3	(Gear Tray)		*

Circular

CG MACH 3-52332	150 MH-DE	1	13800.00
GT15MH-MACH3	(Gear Tray)		*
CG MACH 3-52335	1X150W CDM-T G12	1	15300.00
GT15MH-MACH3	(Gear Tray)		*

Pressure diecast aluminium housing & frame powder coated in silver colour. High purity pre-anodised aluminium reflector system options for symmetric, asymmetric and circular light distribution



MACH 5

(* Please order Gear tray Separately)

Symmetrical

CG MACH 5-30508	250W HPSV/MH-T	1	24000.00
GT25S-MACH5 (Gear Tray)			*
GT25MH-MACH5 (Gear Tray)			*

CG MACH 5-30509	400W HPSV/MH-T	1	25800.00
GT40S-MACH5 (Gear Tray)			*
GT40MH-MACH5 (Gear Tray)			*

CG MACH 5-30528	250W HPSV/MH-T	1	23800.00
GT25S-MACH5 (Gear Tray)			*
GT25MH-MACH5 (Gear Tray)			*

CG MACH 5-30529	400W HPSV/MH-T	1	25800.00
GT40S-MACH5 (Gear Tray)			*
GT40MH-MACH5 (Gear Tray)			*

CG MACH 5-30528	250W HPSV/MH-T	1	23800.00
GT25S-MACH5 (Gear Tray)			*
GT25MH-MACH5 (Gear Tray)			*

CG MACH 5-30529	400W HPSV/MH-T	1	25800.00
GT40S-MACH5 (Gear Tray)			*
GT40MH-MACH5 (Gear Tray)			*

Asymmetrical

CG MACH 5-30608	250W HPSV/MH-T	1	23800.00
GT25S-MACH5 (Gear Tray)			*
GT25MH-MACH5 (Gear Tray)			*

CG MACH 5-30609	400W HPSV/MH-T	1	25800.00
GT40S-MACH5 (Gear Tray)			*
GT40MH-MACH5 (Gear Tray)			*

CG MACH 5-30628	250W HPSV/MH-T	1	23800.00
GT25S-MACH5 (Gear Tray)			*
GT25MH-MACH5 (Gear Tray)			*

CG MACH 5-30628	250W HPSV/MH-T	1	23800.00
GT25S-MACH5 (Gear Tray)			*
GT25MH-MACH5 (Gear Tray)			*

CG MACH 5-30629	400W HPSV/MH-T	1	25800.00
GT40S-MACH5 (Gear Tray)			*
GT40MH-MACH5 (Gear Tray)			*

CG MACH 5-30629	400W HPSV/MH-T	1	25800.00
GT40S-MACH5 (Gear Tray)			*
GT40MH-MACH5 (Gear Tray)			*



CAT REF.	LAMP TYPE	CASE LOT	ALP (₹)
MACH 5			(*Please order Gear tray Separately)
Circular			
CG MACH 5-30682	250W HPSV/MH-T	1	25800.00
GT25S-MACH5 (Gear Tray)			*
GT25MH-MACH5 (Gear Tray)			*
CG MACH 5-30683	400W HPSV/MH-T	1	On Request
GT40S-MACH5 (Gear Tray)			*
GT40MH-MACH5 (Gear Tray)			*

Pressure diecast aluminium housing powder coated in silver colour. Toughened front glass is sealed to the cover. High purity pre-anodised aluminium reflector system options for symmetric, asymmetric and circular light distribution



LIGHTMASTER 1000			
Symmetrical			
CG LM 1000-70751	1000W Short Arc	1	On Request
Asymmetrical			
CG LM 1000-70761	1000W Short Arc	1	On Request
Circular			
CG LM 1000-70081	1000W Short Arc	1	On Request
CG LM 1000-70083	1000W Short Arc	1	On Request
CG LM 1000-70085	1000W Short Arc	1	On Request

Advanced professional sports lighting for sports halls, large indoor sports areas, events and shows in large open areas. Novel design concept, compact die cast aluminium housing, low weight makes it ideal for installation on High masts. High purity pre-anodised aluminium reflector system options for symmetric, asymmetric and circular light distribution are available.



LIGHTMASTER 2000 (Non Integral)			
Symmetrical			
CG LM 2000-70002	2000W Short Arc	1	On Request
CG LM 2000-60303#	2000W Short Arc (CG BOX)	1	On Request
Asymmetrical			
CG LM 2000-70031	2000W Short Arc	1	On Request
CG LM 2000-60303#	2000W Short Arc (CG BOX)	1	On Request
Circular			
CG LM 2000-70061	2000W Short Arc	1	On Request
CG LM 2000-70063	2000W Short Arc	1	On Request
CG LM2000-70065	2000W Short Arc	1	On Request
CG LM2000-60303#	2000W Short Arc (CG BOX)	1	On Request



Advanced professional lighting for medium and large stadia with TV recording, sports halls, large indoor sports areas, events and shows in large open areas. Novel design concept, compact die cast aluminium housing, low weight makes it ideal for installation on High masts. High purity pre-anodised aluminium reflector system options for symmetric, asymmetric and circular light distribution are available.

#Note: Requires separate control gear box; to be ordered separately.



CAT REF.	LAMP TYPE	CASE LOT	ALP (₹)
YES SHOW 600	(*Please order Semi Refractor, Lens and Gear Tray separately)		
CG YES SHOW-59154	250W HPSV/MH-E	1	32000.00
CGYESSHOW-59266 (Housing)			
GT25S-YESSHOE (Gear Tray)			*
GT25MH-YESSHOW (Gear Tray)			*
CGYESSHOW-60585 (Lens/Glass)			*
CGYESSHOW-60563 (Semi Refractor)			*
CG YES SHOW-59157	400W HPSV/MH-E	1	33000.00
CGYESSHOW-59266 (Housing)			
GT40S-YESSHOW (Gear Tray)			*
GT40MH-YESSHOW (Gear Tray)			*
CGYESSHOW-60585 (Lens/Glass)			*
CGYESSHOW-60563 (Semi Refractor)			*

Aesthetically appealing high end luminaire with semirefractor optics (part high purity aluminium reflector and part polycarbonate refractor) suitable for highbay applications in shopping malls, sports courts, etc.



YES TECH SAFE	(*Please order Gear Tray separately)		
CG YES 1TS-50169/25	50W & Halogen 150W E2	1	On Request

Especially designed for commercial and industrial applications. The luminaire has an inbuilt electronic switch device capable of lighting an auxillary Halogen lamp in case of mains power failure. Similarly the halogen lamp switches off once the discharge lamp switches on fully.



ITINERA			
CG ITINERA VP-40715	250W HPS(T)/MH(T)	1	25800.00
GT25S-ITNERAVP (Gear Tray)			
GT25MH-ITNERAVP (Gear Tray)			*
CG ITINERA VP-40716	400W HPV(T)/MH(T)	1	27000.00
GT40S-ITNERAVP (Gear Tray)			*
GT40MH-ITNERAVP (Gear Tray)			*
CG ITINERA PC-40731	250W HPSV(T)	1	27000.00
GT25S-ITNERAVP (Gear Tray)			*
GT25MH-ITNERAVP (Gear Tray)			*

Advanced streetlight luminaire comprising of pressure die cast aluminium housing and high purity electro-polished anodised aluminium reflector, with an option of toughened glass or UV stabilized polycarbonate cover for lamp compartment.

**MACH 5 WAY**

CAT REF.	LAMP TYPE	CASE LOT	ALP (₹)
CG 5 WAY-35004/25	250W HPSV (T)/MH (T)	1	27000.00
GT25S-ITNERAVP (Gear Tray)			*
GT25MH-ITNERAVP (Gear Tray)			*

Pressure diecast aluminium housing powder coated in silver colour. Toughened front glass is sealed to the cover. High purity electro-polished anodised aluminium reflector system options for excellent optical control. Ideal for the lighting of outside business areas, public squares, urban routes, parking places and facades.

FLOODLIGHT LUMINAIRES**NON INTEGRAL FLOODLIGHT**

FGP1118	250/400W HPMV	1	3575.00
	250/400W HPSV (E)/(T)	1	3575.00
	250/400W MH (E)/(T)	1	3575.00

Flood light with spun aluminium reflector. Separate control gear required.

**NON INTEGRAL FLOODLIGHT**






FBD1525	250W HPMV	1	5975.00
	250W HPSV (E)/(T)	1	5975.00
	250W MH (E)/(T)	1	5975.00
FBD1540	400W HPSV	1	5975.00
	400W HPSV (E)/(T)	1	5975.00
	400W MH (E)/(T)	1	5975.00
FBD151K	1000 W HPSV/MH (T)	1	10800.00

Flood light with spun aluminium reflector. Separate control gear required.


**FLOODLUX****NON INTEGRAL FLOODLIGHT**

FAD1314	250/400W HPSV (T)	1	4375.00
	250/400W MH (T)	1	

Die cast aluminium housing finish in black powder coated with bright anodised hammered finish reflector. Separate control gear required.

	CAT REF.	LAMP TYPE	CASE LOT	ALP (₹)
	KORNI - 1 (IP-65)			
	NON INTEGRAL FLOODLIGHT			
	FAD141409	250/400W HPSV (T)	2	4500.00
		250/400W MH (T)	2	
Pressure die cast aluminium housing finished in black with bright anodised hammered finish aluminium reflector. Separate control gear required.				
	BEAUTY - (IP-65)			
	NON INTEGRAL FLOODLIGHT			
	FSB25	250W MH (T)	1	6050.00
	INTEGRAL FLOODLIGHT			
	FSB07IH	70W HPSV (T)	1	7400.00
FSB15IH	150W HPSV (T)/ CDM-TT	1	7950.00	
Compact floodlight comprising a cast aluminium housing finished in black and lamp compartment having bright anodised specular reflector enclosed in a toughened, heat resistant glass cover. Separate Control Gear required for non-integral flood light				
	TWINLUX			
	NON INTEGRAL FLOODLIGHT			
	FHD1524	2X250/400W HPSV (T)	1	7375.00
With bright anodised hammered finish aluminium reflector and toughened heat resistant glass cover. All non-integral flood light luminaires to be used with matching control gear. Separate control gear required.				
	Non Integral Floodlight for Twin HPSV/MH lamps			
	FHD1624	2X250/400W MH (T)	1	7200.00
Luminaire comprises a die-cast aluminium housing, bright anodized faceted aluminium reflector and heat resistant & toughened glass cover. To be used with separate control box(es), to be ordered separately.				
	Double Asymmetric Non Integral Floodlight for Twin HPSV/MH lamps			
	FHDA24	2X250/400W HPSV (T)	1	8700.00
		2X250/400W MH (T)		
Luminaire comprises a die-cast aluminium housing, bright anodized hammered finish aluminium reflector and heat resistant & toughened glass cover. To be used with separate control box(es), to be ordered separately.				

	CAT REF.	LAMP TYPE	CASE LOT	ALP (₹)
	CUTY - IP65			
	INTEGRAL FLOODLIGHT			
	FAD1407IH	70W HPSV (T)	4	4200.00
	FAD1407IH/MH	70W MH (E)	4	4250.00
	FAMH1407IH	70W MH (DE)	4	4325.00
Die cast aluminium housing finished in black with bright anodised faceted finish aluminium reflector.				
	CORONA			
	INTEGRAL FLOODLIGHT			
	FAI40IH09 (COMPLETE)	400W HPSV (T)		
	FAI40H09		1	6150.00
	HDBI40S/MH (BALLAST)		4	3800.00
	FAI40IH09/MH (COMPLETE)	400W MH(T)		
FAI40H09/MH		1	6200.00	
HDBI40S/MH (BALLAST)		4	3800.00	
Pressure die cast aluminium housing finished in black with bright anodised faceted finish aluminium reflector.				
	KORNI 2 - IP65			
	INTEGRAL FLOODLIGHT			
	FAI1125IH09 (COMPLETE)	250W HPSV (T)		
	FAI1125H09		1	5750.00
	HDBI25S/MH (BALLAST)		4	2575.00
	FAI1125IH09/MH (COMPLETE)	250W MH (T)		
FAI1125H09/MH		1	6000.00	
HDBI25S/MH (BALLAST)		4	2575.00	
Pressure die cast aluminium housing finished in black with bright anodised hammered finish aluminium reflector. Ideal for sports lighting, facade lighting, hoarding lighting etc.				
	NON INTEGRAL FLOODLIGHT			
	TH06(l)	500W HALOGEN	20	750.00
Flood light luminaires with cast aluminium housing for illuminating hoardings finished in black with bright anodised hammered finish aluminium reflector.				

	CAT REF.	LAMP TYPE	CASE LOT	ALP (₹)
	NON INTEGRAL FLOODLIGHT			
	TH07(I)	1000W Halogen	8	1500.00
Flood light luminaires with cast aluminium housing for illuminating hoardings. Product finished in black with bright anodised hammered finish aluminium reflector.				
	PETROLUX			
	DOUBLE ASYMMETRIC DISTRIBUTION			
	FDAR1207IH/WI (CA)	70W MH (DE)	1	5625.00
	FDAR1215IH (CA)	150W MH (DE)	1	6175.00
Integral floodlight for under canopy lighting (Petrol Pump). Black painted cast aluminium housing and white frame with toughened heat resistant glass cover. Luminaires suitable for luxlon type 150mm ceiling.				
	ASYMMETRIC DISTRIBUTION			
	FADR1207IH/WI(CA)	70W MH (DE)	1	5600.00
	FADR1215IH(CA)	150W MH (DE)	1	6150.00
Integral floodlight for under canopy lighting (Petrol Pump). Black painted cast aluminium housing and white frame with toughened heat resistant glass cover. Luminaires suitable for luxlon type 150mm ceiling.				
	PETROLUX			
	ASYMMETRIC DISTRIBUTION			
	FADR1425IH(CA) (COMPLETE)	250W MH(T)		
	FADR1425H(CA)		2	6075.00
	HDBI25S/MH (BALLAST)		4	2575.00
	DOUBLE ASYMMETRIC DISTRIBUTION			
	FDAR1425IH(CA) (COMPLETE)	250W MH(T)		
FDAR1425H(CA)		2	6150.00	
HDBI25S/MH (BALLAST)		4	2575.00	
Integral floodlight for under canopy lighting (Petrol Pump). Luminaire with die cast aluminium housing finished in black and hammered finish anodised reflector.				

**PROFILE : IP65****ASYMMETRIC DISTRIBUTION**

CAT REF.	LAMP TYPE	CASE LOT	ALP (₹)
FADT1107IH09	70W MH (DE)	2	4700.00
FADT1115IH09	150W MH (DE)	2	5150.00
FADT1125IH09	250W MH (T)	2	8200.00
FADT1125IH09/S	250W HPSV (T)	2	8150.00
FADT1140IH09	400W MH (T)	2	9300.00
FADT1140IH09/S	400W HPSV (T)	2	9250.00

DOUBLE ASYMMETRIC DISTRIBUTION

FDAT1107IH09	70W MH (DE)	2	4700.00
FDAT1115IH09	150W MH (DE)	2	5150.00
FDAT1125IH09	250W MH (T)	2	8200.00
FDAT1125IH09/S	250W HPSV (T)	2	8150.00
FDAT1140IH09	400W MH (T)	2	9300.00
FDAT1140IH09/S	400W HPSV (T)	2	9250.00

Integral floodlight comprises of a pressure die cast aluminium housing, anodised reflector, toughened heat resistant glass cover.



FHD131K	1000 W HPSV/MH (T)	1	10400.00
---------	--------------------	---	----------

Luminaire comprises a die-cast aluminium housing, bright anodized aluminium reflector and heat resistant & toughened glass cover. To be used with separate control box(es), to be ordered separately.



INDUCTION LAMP LUMINAIRES

	CAT REF.	LAMP TYPE	CASE LOT	ALP (₹)
INDUCTION	INFBD1520E	200W Elliptical induction	-	On Request
	Non integral Symmetrical Floodlight with spun aluminium reflector. Separate control gear box required.			
INDUCTION	INFAD1408R	80W Rectangular Induction	-	On Request
	Integral Flood light luminaire with Aluminium alloy LM-6 housing, powder coated in black finish.			
INDUCTION	INFHD1520R	200W Rectangular Induction	-	On Request
	Non Integral Flood light luminaire with bright anodised hammered finished aluminium reflector and to be used in with separate control gear box			
INDUCTION	INFHD1630R	300 W Rectangular Induction	-	On Request
	Non Integral Flood light luminaire with bright anodised hammered finished aluminium reflector and to be used in with separate control gear box .			
INDUCTION	INFCLTR85C	85W Circular Induction	-	On Request
	Recess mounted under canopy luminaire made from single piece die cast aluminium housing and assymetric aluminium reflector with special high temperature high reflective (HT- HRC), low gloss paint.			



HIGHMASTS

High mast lighting as a concept in area lighting is being preferred over conventional lighting, especially where large areas are to be illuminated without the need for numerous lighting columns that, under certain circumstances, can be a hazard to movement. This is possible because the high mast lighting system achieves very large space to height ratios.


High-mast lighting is ideal for many areas, particularly complicated or multi-level road systems, industrial or commercial areas, docks, airports, stations, car parks and even some hazardous areas. All of these areas require the best possible lighting with minimum interference from the installation itself combined with ease of maintenance.

Crompton Greaves with its pioneering position in the field of artificial illumination since last three decades is fully geared to meet the growing need for high mast lighting. Equipped with a fully qualified team of experience professionals Crompton Greaves has successfully executed numerous highmast lighting projects, right from offering best illumination design schemes to supply of superior quality poles lamps and luminaires/accessories.

STREET LIGHTING POLES

With the passage of time the concept of Street lights have under gone a major transformation. From being merely functional elements satisfying illumination requirements during the night time, it now doubles up as street furniture during the day time. The street lighting poles are also contributing immensely to the beauty and character of the changing cityscape. To reduce the clutter on the streets the street lighting poles, today, are also being designed for various street functions such as, traffic signs, street names, advertisement banners, CCTV cameras etc. Crompton Greaves has endeavoured to make the city roads and highways beautiful by introducing a whole new range of street poles and mounting brackets. City planners, civic authorities, engineers, contractors and consultants would find these to be appealing long term solution for well illuminated and congestion free streets.

Crompton Greaves can also supply galvanised arm brackets along with spigots matching with different types of poles and as per customer requirements. Typical arrangement and dimensional details for single arm and double arm bracket along with spigot suitable for different types of poles given below.



Street Light Automation

The key to next generation street lighting

Controls City Street Light
with a click of mouse



1W saved =
1.5W generated

System Features

- Ease of installation with wireless (GPRS) connectivity to data server
- Web based SCADA for controlling, Monitoring and Configuration.
- Astronomical Timer based ON-OFF
- Ambient Light intensity based On-Off using IR sensing.
- Customised Load voltage regulation level.
- Energy saving upto 50% through Dimming and load Control Schemes
- Time synchronization with the server.
- Instant fault reporting via SMS along with the probable fault details.
- Event and fault Logging
- Customizable MIS report generation
- GIS (Geographical Information System) interface to show location of installation and status.

Benefits

- Centralized monitoring and control solution
- Energy saving through:
 - ON-OFF synchronization with ambient light intensity
 - Dimming
 - Load voltage regulation (line voltage > 230V)
- Improved life of components (lamps, electro-magnetic ballasts, etc.)
- Less turn around time in case of fault due to instant alarms
- Web interface for remote operation.

Applications

- Municipal Corporations • Highways • Industrial Complex
- Housing Complex • Institute Campus • Border Security








w.e.f. July 01, 2012

Control Gears & Accessories



CONTROL GEAR & ACCESSORIES

	CAT REF.	LAMP TYPE	CASE LOT	ALP (₹)
	MS CONTROL GEAR BOX FOR HPMV/HPSV/MH LAMPS			
	CG1308M	80W HPMV	2	2300.00
	CG1312M	125W HPMV	2	2400.00
	CG1307S	70W HPSV	2	2575.00
	CG1307MH	70W MH	2	2600.00
	CG1215S	150W HPSV	2	3300.00
	CG1215MH	150W MH	2	3350.00
	CG1225M	250W HPMV	2	3425.00
	CG1240M	400W HPMV	2	4225.00
	CG1225S	250W HPSV	2	4200.00
	CG1225MH	250W MH	2	4250.00
		CG1340S	400W HPSV	2
CG1340MH		400W MH	2	5500.00
CAST ALUMINUM CONTROL GEAR BOX FOR HPMV/HPSV/MH LAMPS				
	CG1308M(CA)	80W HPMV	2	2500.00
	CG1312M(CA)	125W HPMV	2	2575.00
	CG1307S(CA)	70W HPSV	2	2825.00
	CG1307MH(CA)	70W MH	2	2800.00
	CG1315S(CA)	150W HPSV	2	3750.00
	CG1315MH(CA)	150W MH	2	3800.00
	CG1325M(CA)	250W HPMV	2	4100.00
	CG1325S(CA)	250W HPSV	2	4850.00
	CG1325MH(CA)	250W MH	2	4900.00
	CG1340M(CA)	400W HPMV	2	4900.00
	CG1325MHM(CA)	250W MH	2	4600.00

	CAT REF.	LAMP TYPE	CASE LOT	ALP (₹)
	CG1240S(CA)	400W HPSV	2	6350.00
	CG1240MH(CA)	400W MH	2	6375.00
	CG1240MHM(CA)	400W MH	2	6175.00
	CG12225SDD	2X250 HPSV	2	8500.00
	CG12240SDD	2X400W HPSV	2	10425.00
	CG12225MHDD	2X250W MH	2	8575.00
	CG12240MHDD	2X400W MH	2	10550.00
	CG12225MHMDD	2X250W MHM	2	7450.00
	CG12240MHMDD	2X400W MHM	2	9725.00
	CAST ALUMINIUM CONTROL GEAR BOX FOR TWIN - HPSV LAMPS			
	CG12225S(CA)	2X250W HPSV	1	9900.00
	CG12240S(CA)	2X400W HPSV	1	12500.00
	CG12225MH(CA)	2X250W MH	1	10000.00
	CG12240MH(CA)	2X400W MH	1	12675.00
	CG1KS/MH(CA)/WOB	1X1000W SV/MH	1	4400.00
	HDB1KWS/MH	1000W SV/MH	1	9925.00
	PDC CAST ALUMINIUM CONTROL GEAR BOX FOR TWIN - MH LAMPS			
	CG12225S09(CA)	2X250W HPSV	1	9450.00
	CG12240S09(CA)	2X400W HPSV	1	9450.00
	CG12225MH09(CA)	2X250W MH	1	9450.00
CG12240MH09(CA)	2X400W MH	1	12010.00	
	CONTROL PACK			
	CPN1207MH	70W MH	4	1550.00
	CPIN1215MH	150W MH	4	2150.00
	CP1225MH	250W MH	4	3500.00

CRCA MS housing with resin encapsulated ballast, ignitor and capacitor assembly.
Ideal for indoor applications.

CAT REF.	LAMP TYPE	CASE LOT	ALP (₹)	
OPEN CONSTRUCTION HEAVY DUTY VPIT COPPER BALLAST FOR HPMV /HPSV/METAL HALIDE LUMINAIRES				
	HDB8M	80W HPMV	10	1100.00
	HDB12M	125W HPMV	10	1175.00
	HDB25M	250W HPMV	4	2125.00
	HDB40M	400W HPMV	4	2900.00
OPEN CONSTRUCTION HEAVY DUTY VPIT COPPER BALLAST FOR HPMV /HPSV/METAL HALIDE LUMINAIRES				
	HDBI7S/MH	70W HPSV/MH	10	1100.00
	HDBI15S/MH	150W HPSV/MH	8	1600.00
	HDBI25S/MH	250W HPSV/MH	4	2575.00
	HDBI40S/MH	400W HPSV/MH	4	3800.00
ELECTRONIC BALLASTS FOR FLUORESCENT TUBES				
	EBN136-A/S	1X36/40W FTL	25	550.00
		1X36W CFL	25	550.00
	EBN14-B	1X36/40W FTL	25	660.00
		1X36W CFL	25	660.00
	EBN236-A	2X36/40W FTL	25	880.00
		2X36W CFL	25	880.00
	EB236-B/I	2X36/40W FTL	25	990.00
		2X36W CFL	25	990.00
	EBN128T5-A/S	1X28W T5	25	550.00
	EBN228T5-A	2X28W T5	25	880.00
	EB124T5-A/I	1X24W T5	100	605.00
	EB224T5-A/I	2X24W T5	50	880.00
	EBN128T5-B/S	1X28W T5	25	750.00
	EB228T5-B/I	2X28W T5	25	1190.00
	EBN114T5-A	1X14W T5	25	550.00
	EBN214T5-A	2X14W T5	25	880.00
	EB114T5-B/I	1X14W T5	50	950.00
	EB214T5-B/I	2X14W T5	50	1190.00
	EB224T5-B/I	2X24W T5	50	1255.00
	EB414T5-B/I	4X14W T5	25	1425.00
	EB314T5-B/I	3X14W T5	25	1390.00
	EB218SQ-A/I	2X18W 4 PIN CFL	-	750.00
	EB226SQ-A/I	2X26W 4 PIN CFL	-	895.00
	EBBG154 T5-CW	1X54W T5	-	1400.00
	EBBG254 T5-CW	2X54W T5	-	1675.00

Suffix 'A' stands for < 33% THD PPFC ballast. • Suffix 'B' stands for < 10% THD PPFC ballast.
 Suffix 'CW' stands for < 10% THD constant wattage APFC ballast.

	CAT REF.	LAMP TYPE	CASE LOT	ALP (₹)
	CAPACITORS FOR HPF LUMINAIRES:			
	CAP6.5	6.5Mfd 250V	50	100.00
	CAP5	5Mfd 250V	50	90.00
	CAP4	4Mfd 250V	50	95.00
	CAP8	8Mfd 250V	50	145.00
	CAP10	10Mfd 250V	50	180.00
	CAP12	12Mfd 250V	50	115.00
	CAP15	15Mfd 250V	50	220.00
	CAP20	20Mfd 250V	50	300.00
	CAP33	33Mfd 250V	50	475.00
	CAP42	42Mfd 250V	50	530.00
	ELECTRONIC IGNITORS FOR HPSV/MH LAMPS			
	IGN112S/MH		50	300.00
	Suitable for integral luminaires			
	IGN1130S		50	300.00
	IGN1130MH		50	300.00
	IGN2K		50	200.00
Suitable for 70/150/250/400W HPSV non integral luminaires with separate control gear box (maximum cable length of 30m between CG box and lamp).				
	ELECTRONIC IGNITORS FOR METAL HALIDE LAMPS			
	IGN2SP		50	400.00
Superimposed ignitor (For integral luminaires)				
MULTITAP BALLAST				
HDBT15/11S	150W HPSV	8	2200.00	
HDBT25/15S	250W HPSV	4	2775.00	
HDBT40/25S	400W HPSV	4	3200.00	

PRODUCTS BEING PHASED OUT w.e.f. June 01, 2011 (available for sale till stocks last)

Indoor Commercial Luminaires

CPCOS140EB
CPCOS140EB/P
CPCOS140EBB
CPCOS155EBCW
CPCOS155EBCW/P
CPTOS128EB
CPTOS128EBB
CPTOS154EBCW
CPTOS228EB
CPTOS228EBB
CPTOS254EBCW
CPCOS140EB
CPCOS140EB/P
CPCOS155EBCW
CPCOS155EBCW/P
CRDI11236/P5/CW
CRDIN11236/CW
CRDI236/W
CRFA14EB
CRFA14HSB
CRFA24EB
CRFA24HSB
CRFD14HSB
CRFD24HSB
CRFG1124EB
CRFG1124HSB
CRFG14236HSB
CRFG14HSB
CRFG24HSB
CRFJ12236(280)
CRFJ12236EB(280)
CRFJ12236EBB(280)
CRFJ12336(595)
CRFL12236EB
CRFL12236HSB
CRFL12418EB
CRFL12418HSB
CRFN12236HSB
CRFN12418HSB
CRFQ11236/P5
CRFQ11336/P5
CRFQ12236HSB
CRFQ12418HSB

CRFW1214HSB
CRFW12236(255)
CRFW12236(595)
CRFW1224HSB
CRFW12336(595)
CRFP314EB
CSFQ11236/P5
CSFQ11336/P5
DIS1114LDB
DIS1124LDB
T5CQ11414EB
T5CQ13314EB
T5CQ13414EB
T8CQ11236HSB
T8CQ11418HSB
TLD11218/P5
TLD211
TLD218
TLD236
TLE211
TLLD236
DDLHR118/S
DDLHR218/S
DDLHR213/S
DDLHR118/SL
DDLHR218/SL
DDLHR213/SL
DDLHR118/G/S
DDLHR218/G/S
DDLHR213/G/S
DDLHR118/G/SL
DDLHR218/GSL
DDLHR213/G/SL
CRTSN11414/424EBB
CPTSN11228/254EBCW
CPTSN13328/354EBCW
CPTSN14228/254EBCW
DDLH218/G/SQ
DDLH218EB/G/SQ
CHL21136EB
CHL218EB
Trunking system

Industrial Luminaires

IDJ1114EB
IDJ1114EB/EP
IDJ1114HSB
IDJ1114HSBLL
IDJ1124EB
IDJ1124EB/EP
IDJ1124EBB
IDJ1124HSB
IDJ1124HSBLL
T5HBS428EB/P
T5HBS428EBB/P
T5HBS454EB/P-CW
IHB1425IH/C
SHB1415IH/C
SHB1425IH/C
MHB1425IH/C
IFV1124HSB
IFV11236HSB

Streetlight Luminaires

MHSS1307IH
MHSS1215IH
MHSS1525IH
MSP1308IH/BC
MSP1312IH/BC
SSP1307IH/WI
SSG1315IH
SSG1325IH
MSC1308IH/BC
MSC1312IH/BC
SSC1307IH/WI
SSSG1107IH/WI
SSSG1315IH
SSSG1125IH
SSSG1207IH/FG
MHSSG1207IH/FG
MHSG2115IH/FG
SSGUN07IH/WI/G
SSGT40IH/G
MHSGT40IH/G
SSGP1125IH
MHSGP1125IH
SSGP1140IH

MHSGP1140IH
SCE13236
SCPL218
SCPL226
SSG2345/65/85/ES
SSG2045/65/85/ES
T5SHE414EBIP65
T5SHO424EBIP65
T5SHE414EB(MS)IP65
T5SHO424EB(MS)IP65

Landscape Luminaires

CFBL 1325/BC
MHCPT1615G12
SCPT1107IHE27
SCPT1115IHE40
MHCPT1107IHE27
MHCPT1115IHE27
SCPT1507E27
MHCPT1507E27
MHCPT1507G12
MHCPT1507G12
MHCPT1515G12

Floodlight Luminaires

TH6
TH7
FAMH1115
FADT25IH
FADT25IH/S
WLUD1107IH
WLUD1115IH
WLU1207 IH

Control Gear & Accessories

CGRT25S
CGRT40S
CG1307S/NI



Crompton Greaves Limited is part of the USD 4 billion Avantha Group, a conglomerate with an impressive global footprint. Its India operations were established in 1937, and since then the company has retained its leadership position in the management and application of electrical energy. In fact, a Crompton dynamo powered the world's very first electricity-lit house in Colchester, Essex, U.K. way back in 1881. It can therefore be aptly said that Crompton Greaves is synonymous with electricity.

Today, Crompton Greaves is India's largest private sector enterprise. It has diversified extensively and is engaged in designing, manufacturing and marketing technologically advanced electrical products and services related to power generation, transmission and distribution, besides executing turnkey projects. The company is customer-centric in its focus and is the single largest source for a wide variety of electrical equipment and products.

Crompton Greaves has three Strategic Business Units (SBUs) namely; Power Systems, Industrial Systems and Consumer Products.

Power Systems

This group includes the Transformers, Switchgear and Engineering Projects businesses of CG in India and its manufacturing units in Belgium, Ireland, U.K., France, U.S.A. and Indonesia.

Industrial Systems

This group offers a large variety of HT and LT Motors, FHP Motors, Alternators, Drives, Stampings, Railway Transportation and Signalling equipment. The manufacturing facilities are spread across India and Hungary.

Consumer Products

This group is in the business of Fans, Light Sources and Luminaires, Security Solutions & Home Automation, Pumps and Household Electrical Appliances with plants based at a few locations in India.

Recently (Oct 15, 2009) the company demonstrated its ability to combine staying power with forward thinking when it unveiled its new brand identity. The company has adopted a fresh, new logo depicting two equal forces, "C" and "G", which unite to create a synergistic new form: "CG" – a form greater than the sum total of the forces. CG's updated image would draw together all the elements of the company, which now spans nine countries and reflecting its new multinational, multi-faceted nature. Retaining the strength of its heritage, CG will from now on be projecting its new direction as a significant player in the increasingly important global power industry. A true market leader in its respective geographies with a workforce in excess of 8000 worldwide, CG's new brand identity will enable all its companies to articulate its shared philosophy and present one unified face to the world globally.

The Lighting Business Group of Crompton Greaves has been a pioneering player in the field of artificial illumination for the last three decades. The Group has added many firsts to its credit.

The Baroda Lamp Works with its state-of-the-art manufacturing facilities, manufactures incandescent lamps, fluorescent tubes, HID lamps and Compact Fluorescent Lamps which have found wide acceptance within the country as well internationally, because of their superior quality. A state of the glass plant, as a move towards backward integration, makes this factory an integrated production unit. A sophisticated laboratory at the company's Kanjur complex houses modern equipment for development of new products and quality assurance. CG LUX the in-house lighting design software has made lighting calculations simpler and quicker.

The Lighting Division, Baroda Lamp Works, is ISO 9001 certified while the Luminaire Business in Mumbai has been the first in the lighting industry to be awarded the ISO9001, 1991 version by QAS (Quality Assurance Services) Australia. It is also an IS 14001(EMS) certified unit and has also been certified for OSHAS 18001.

Crompton Greaves' Lighting is committed to offer the best products and solutions thus establishing a new standard for good lighting practices. As a step in that direction Crompton Greaves brings to you world class technology in the field of outdoor and sports lighting through an alliance with FAEL Luce of Italy. This cooperation underlines our resolve to make a difference in the provision of integral solution in the field of outdoor and stadia lighting.

True to our reputation of being pioneers in the field of innovation and society concerns, Crompton Greaves has decided to embark on a journey towards addressing the concern of CO2 emission and Global warming. It has tied up with Lemnis Lighting of the Netherlands in the area of solid state lighting. This alliance brings to consumers a very high degree of competence in the area of LED lighting and delivers immense benefits in terms of energy saving. The products which are futuristic in their design and concept, contribute immensely to the ambience, adding a new dimension, for total customer satisfaction.

A tie up with other international players like Comelit in the field of Home Automation and Scame for Industrial switches, socket & wiring accessories will provide a synergy to our existing business and position us as a prominent player, driving the future trends and serving the customer better.

SALES OFFICES

NORTHERN REGION

New Delhi: 3rd Floor, Express Building, Near ITO Crossing, New Delhi-110 001.

Jaipur: Church Road P.B. No. 173, Jaipur-302 001

Jalandhar: Crompton Greaves Ltd. B XII - 407, 2nd floor,
Ladowali Road, Near BSF Chowk, Jalandhar-144001

Lucknow: 3rd Floor, Saran Chamber-II, 5- Park Road,
Lucknow-226001

Tel. No.

(011) 23460780, 23460771

(0141) 3018800, 3018803

(0181) 3051395, 3051313

(0522) 4152152, 4152159

Fax No.

23324360

2365371

2226342

2237009

EASTERN REGION

Kolkata: IISCO House, 6th Floor, 50, Chowringhee Road, Kolkata-700 071.

Guwahati: Crompton Greaves Ltd. C/O Assam Investment &
Construction Co.Near Car Ghar GS Road, Dispur, Guwahati-781005

Patna: Eastern Logistics, Sahayogi Press Marg,
Exhibition Road, Patna-800 001.

Bhubaneshwar: Janpath Tower, 3rd Floor,
Ashok Nagar, Unit II, Bhubaneshwar-751009.

Ranchi: C/O Ess Ess Agencies,3Westend park Kaju Bagan Near DAV Junior School,
PO Sehal Ratu Road, Ranchi-854005.

(033) 22829681 - 22829685

(0361) 2344709/ 2341221

(0612) 3263209, 3261595

(0674) 2531128, 2531429

(0651) 2512095

22994218

2533521

2512095

WESTERN REGION

Mumbai: Crompton Greaves Ltd., Kanjurmarg (East),
Mumbai-400 042.

Ahemdabad: 909, Sakar-II, Near Ellisbrigde Police Stn.,
Ahemdabad-380 036.

Indore: 103-B, Apollo Trade Centre, 2-B, Rajgarh Kothi,
Mumbai-Agra Road, Indore-452 001.

Nagpur: 3, West High Court, LBS Chowk Dharam Peth,
Nagpur-440 010. (Satelite Off.)

Baroda: 10A, Vrindavan Colony, Near Hari Nagar
Water Tank, Gotri Road, Baroda-390 007.

Pune: Premium Point Building, 4th Floor, J.M. Road,
Shivaji Nagar, Pune-411 005.

Raipur: 5, New Tilak Nagar, Beside Sai Care Hospital,
Avanti Vihar, Raipur, Chattisgarh - 492001.

(022) 67558622, 67558626

(079) 40012000, 40012201

(0731) 2498269, 2498271

(0712) 2531271, 2560870

(0265) 2332460, 2332227

(020) 25534675 - 25534677

(0771) 4022214, 4022215

25795158

26586047

4232628

6649738

2332458

25534684

2444577

SOUTHERN REGION

Chennai: Crompton House, No. 3,Dr.M.G.R.Salai Kodambakkam High
Road, P.B. No. 3316, Nungambakkam, Chennai-600 034.

Bangalore: 1st Floor, Janardhan Towers, 562/640, Bannerghatta
Main Road, Bilekahalli, Bangalore-560 076.

Cochin: Cherupushpam Building, 5th Floor, 300-6,
Shamugham Road, Ernakulam, Cochin-682 031

Secunderabad: Minerva House, 4th Floor, SD Road 94,
Secunderad-500 003.

Coimbatore: 658/664, Rajalakshmi Plaza, 100 Feet Road,
Gandhipuram, Coimbatore-641 012 (Satelite Off.)

Madurai: 2/3, Mangayakarsi Women's College Road, Paravai,
Madurai-625 402. (Satelite Off.)

(044) 42247500, 44247575

(080) 41391908, 41391909

(0484) 2370860, 2370863

(040) 40002300, 40002310

(0422) 2526453, 2521830

(0452) 2667771

28231973

41391900

2373738

40002340

2525334

2667772

GENERAL NOTES APPLICABLE FOR ALL LUMINAIRES

- All prices are subject to our general terms and conditions of business.
- ALP indicates authorised list price. Prices lower than these may be charged.
- Prices are subject to change without notice.
- Items other than those included in the price list are withdrawn from the range.
- All prices of luminaires are without lamps/tubes/CFLs. (except luminaires suitable for induction lamps)
- Prices are inclusive of excise duty at the prevailing rates.
- Any statutory variation will be to dealer's / purchaser's account.
- Taxes and local levies as applicable will be extra.
- This price list supercedes all our earlier price lists.

IMPORTANT NOTES

- Option of 9W loss VPIT ballast (SFB8040) also available on request. For ALP please load ALP of FTL luminaires with SFB6540 by Rs. 100.00 per ballast.
- All fluorescent tube luminaires with suffix 'HSB' are wired with VPIT copper ballast and suffix 'EB' are wired with electronic ballasts.
- All fluorescent tube luminaires suitable for 20W & 40W FTL are also suitable for 18W and 36W FTLs respectively (except those mentioned otherwise).
- All commercial luminaires are epoxy powder coated.
- All industrial, streetlight, floodlight luminaires with suffix 'MH' are suitable for Crompton Greaves make or equivalent metal halide lamps compatible with sodium vapour ballasts.
- All non-integral, floodlight luminaires & metal halide downlighters are to be used with matching control gear boxes.
- All luminaires suitable for 80/125W HPMV are also available with 'ES' lamp holders. In such cases replace suffix 'BC' in the cat ref. with suffix 'ES'.

Care has been taken to ensure that the information contained within is correct. Photographs shown herein are indicative. Owing to continuous innovations and improvements the actual product when supplied, may differ from the details given herein. Crompton Greaves Limited reserves the rights to make changes in the data/details without prior notice.

Authorised Trade Partner



Crompton Greaves Limited
Lighting Division

Kanjurmarg (East), Mumbai-400 042, (Maharashtra) India
T: +91-22-67558533, 67558534, 67558506, 67558000
F: +91-22-25787283 | E: lighting@cgglobal.com

Registered Office:
CG House, 6th Floor, Dr. Annie Besant Road, Worli, Mumbai-400 030 India
W: www.cgglobal.com